
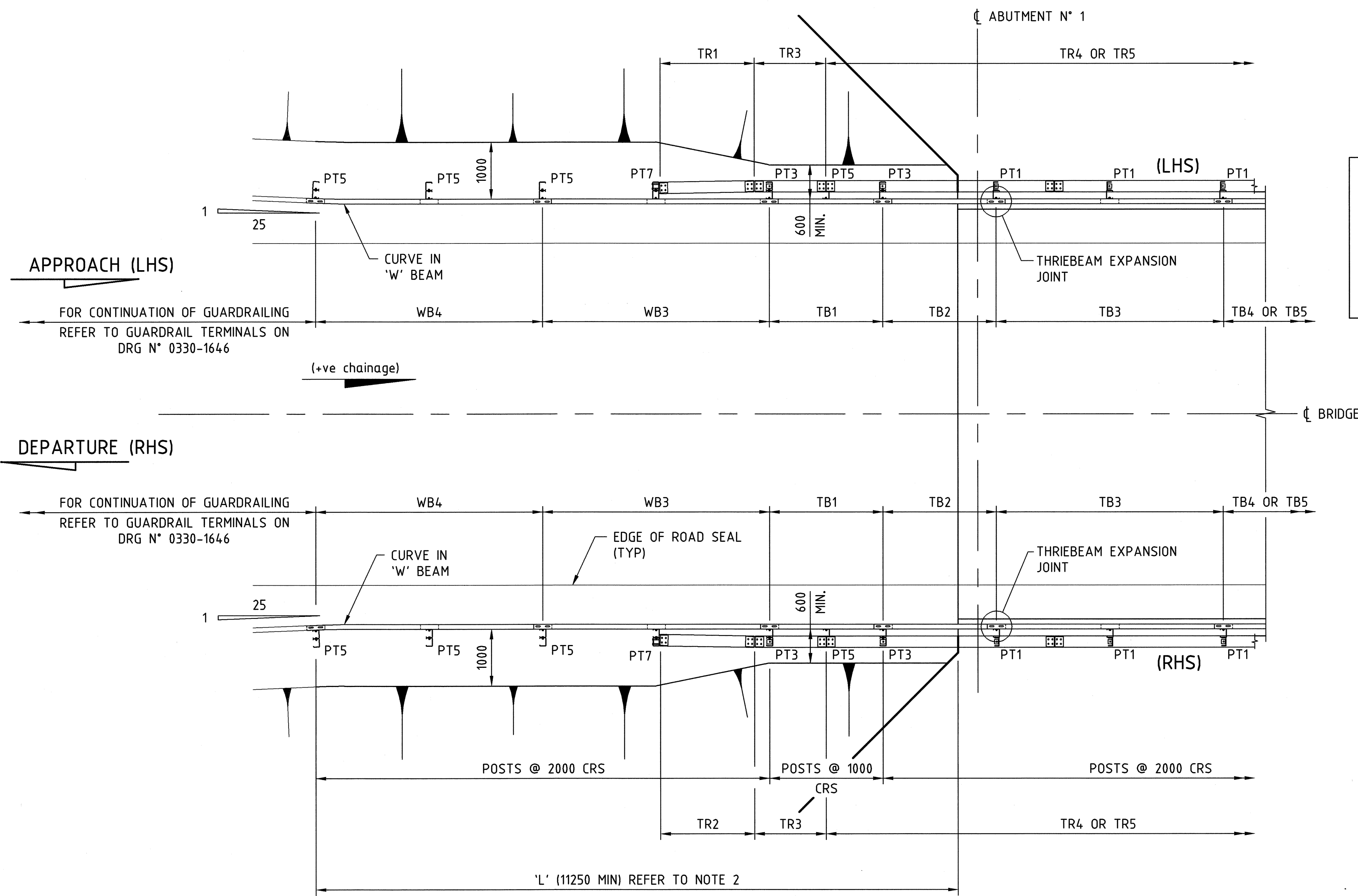


**NOTE :-**  
 THIS BRIDGE TRAFFIC BARRIER IS BASED ON  
 TEST LEVEL 3 TRANSITION DETAIL AS PER  
 AS/NZS 3845:1999.

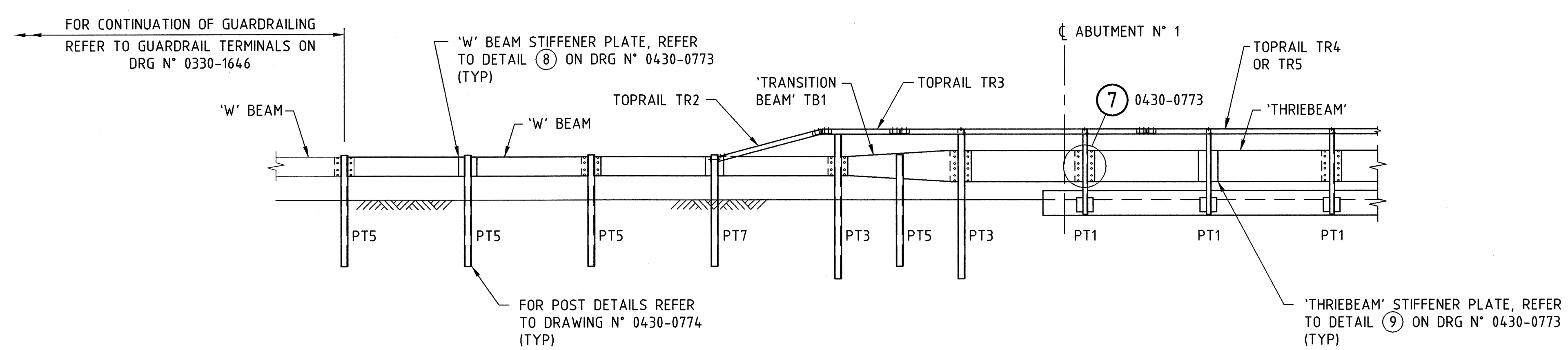
LAP 'W' BEAMS & 'THRIEBEAMS'  
 IN DIRECTION OF TRAFFIC



NOTE :- LAPPING OF GUARDRAIL END  
 TERMINALS (NOT SHOWN) TO SUIT  
 IMPACT ON THE END OF THE TERMINAL



**PLAN**



**ELEVATION**

**BRIDGE TRAFFIC BARRIER LAYOUT (WITHOUT APPROACH SLAB)**

ABUTMENT N° 1 - SHOWN  
 ABUTMENT N° 2 - SIMILAR  
 1:50

This drawing is provided as a design guide  
 only and is **NOT** to be used as a drawing for  
 construction.

**NOTES**

- FOR NOTES REFER TO DRAWING N° 0430-0772.
- 11250 MIN IS TO SUIT WAMELT END TREATMENT FOR STANDARD 22.5m AND FOR NON STANDARD LENGTHS AND OTHER END TREATMENTS 'L' TO BE DETERMINED AS PART OF THE GUARDRAIL DESIGN.

THIS DRAWING IS AN AMENDMENT OF THE  
 APPROVED DRAWING.

THIS DRAWING SHALL BE READ IN CONJUNCTION WITH  
 DRG N°'s 0430-0772 TO 0430-0777 & DRG 0330-1646

13/12/04	AMENDED DIMENSION ON PLAN & ADDED NOTE 2.	
No.	DATE	DESCRIPTION
<b>AMENDMENTS</b>		
CLIENT		
<b>APPROVED FOR IMPLEMENTATION</b>		
FILE NUMBER	FOLIO	DATE
APPROVED		DATE
CONSULTANT		
<b>TECHNOLOGY AND ENVIRONMENT DIRECTORATE</b>		
PAVEMENT AND STRUCTURES ENGINEERING		
Telephone (08) 9323 4111		Fax (08) 9323 4136
FILE No.	04/7101	JOB No.
DRAWN	W. GILES SEPTEMBER 2004	DESIGNED
CHECKED	T. SLATTERY 8/10/04	VERIFIED
APPROVED	A. LIM	8/10/04



**STRUCTURES ENGINEERING**

GUIDELINE DRAWING  
**LOW PERFORMANCE LEVEL BARRIER  
 FOR CONCRETE OVERLAY BRIDGES  
 WITH TOPRAIL**

LOCAL AUTHORITY ( ) DRAWING NUMBER AMEND.

**0430-0770-1**

SCALE 1:50 MICROPLM DATE A 1