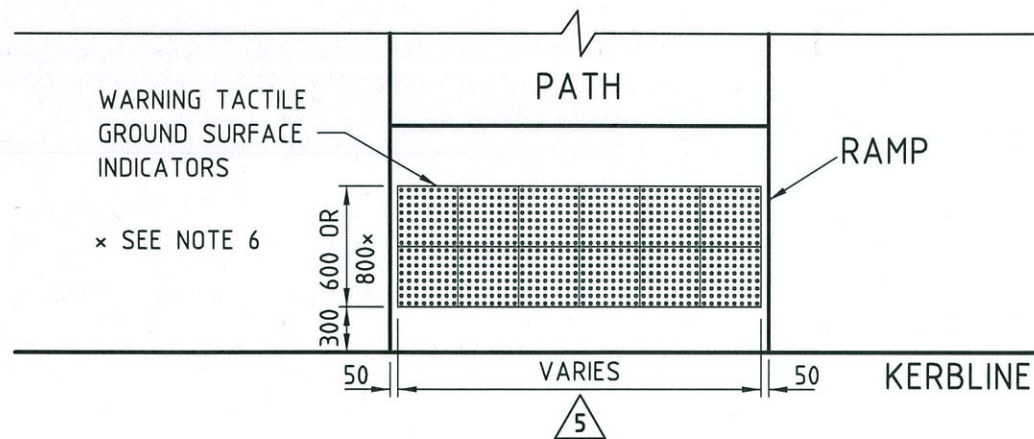
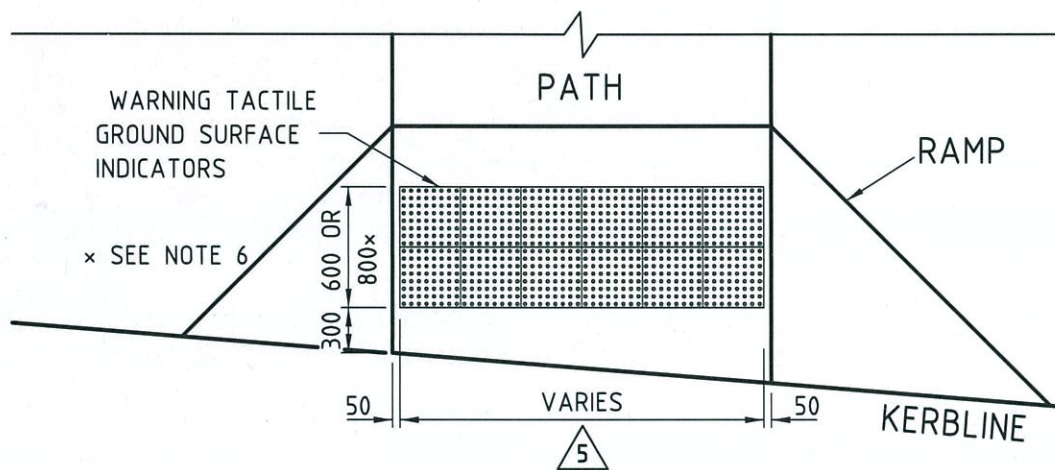


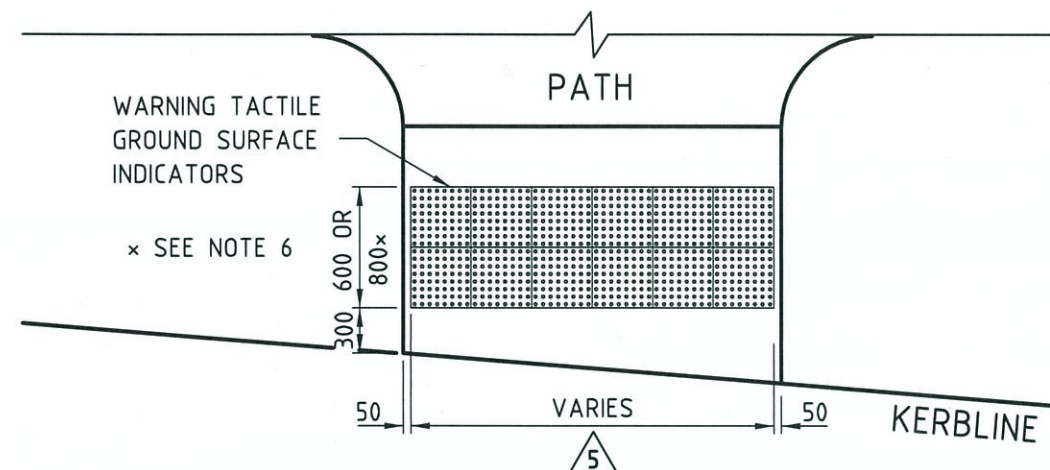
RAMP TYPE 'A' DETAIL
ROAD VERGE LOCATION



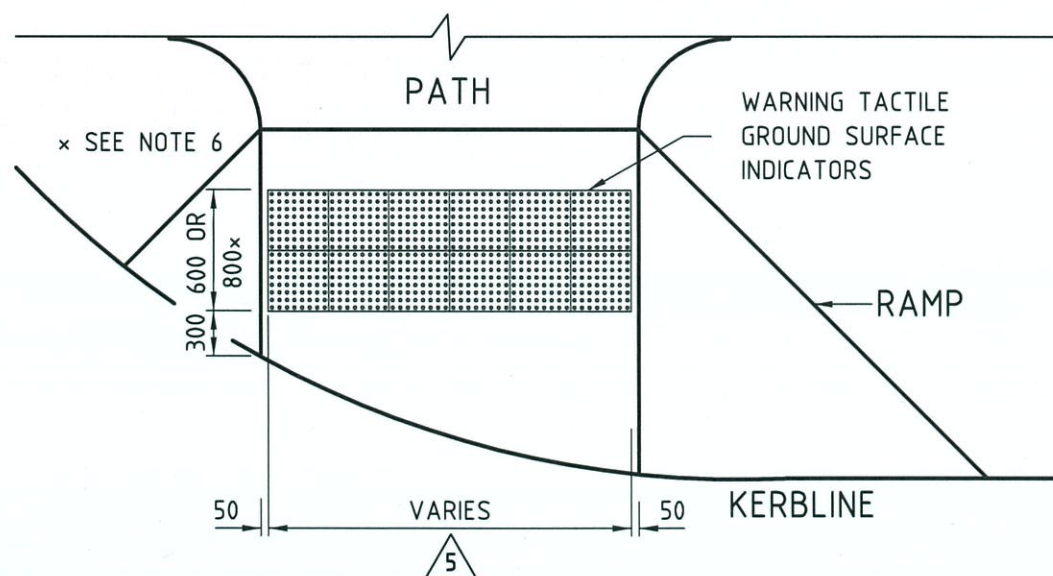
RAMP TYPE 'B' DETAIL
MEDIAN AND MEDIAN ISLAND LOCATION



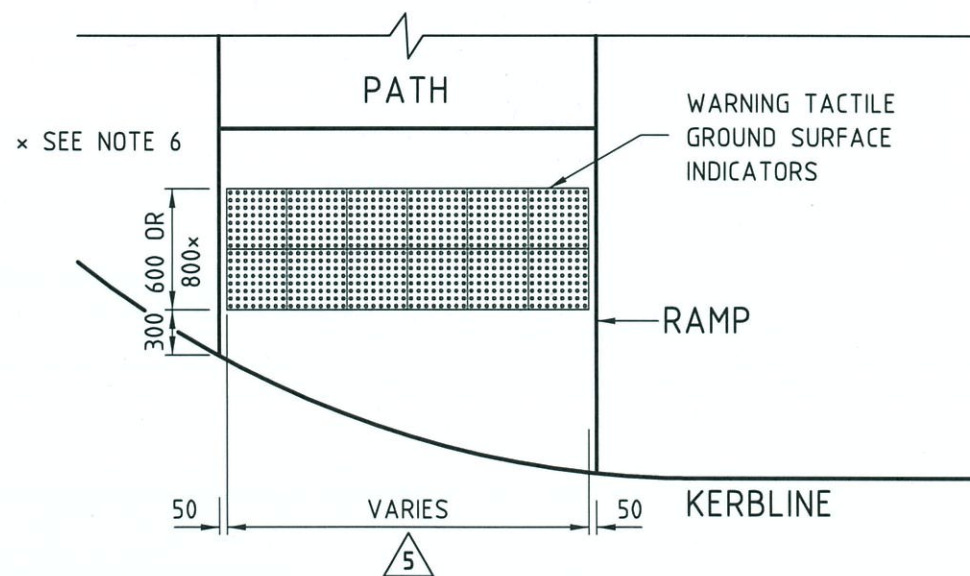
RAMP TYPE 'A' SKEWED KERBLINE DETAIL
ROAD VERGE LOCATION



RAMP TYPE 'B' SKEWED KERBLINE DETAIL
MEDIAN AND MEDIAN ISLAND LOCATION



RAMP TYPE 'A' CURVED KERBLINE DETAIL
ROAD VERGE LOCATION



RAMP TYPE 'B' CURVED KERBLINE DETAIL
MEDIAN AND MEDIAN ISLAND LOCATION

AMENDMENTS

No.	DESCRIPTION	APPROVED & DATE
1.	TGSI'S ALIGNED TO BE PARALLEL TO FACE OF KERB.	C.M. 24/03/10
2.	TGSI'S ALIGNED TO BE PERPENDICULAR TO THE DIRECTION OF TRAVEL.	C.M. 25/09/12
3.	'DIRECTIONAL' REMOVED FROM TITLE.	C.M. 16/08/13
4.	ADDITIONAL TGSI SIZE AND NOTE 6 ADDED.	C.M. 8/12/15
5.	REFERENCE TO RED ASPHALT REMOVED. DIMENSION AMENDED.	cm 16/8/18

NOTES

- A MINIMUM 30% LUMINANCE CONTRAST BETWEEN THE COLOUR OF THE PATH AND THE COLOUR OF THE TGS MUST BE ACHIEVED.
- IF RAMP PROTRUDES INTO PATH ALIGNMENT USE CUT THROUGH TREATMENTS. REFER TO DRAWING 200931-0090 FOR DETAILS.
- IF RAMP PLACES PEDESTRIAN SIGNAL POST >2.0m FROM THE KERB USE DROP DOWN PATHS & CUT THROUGH TREATMENTS. REFER TO DRAWING 200931-0090 FOR DETAILS.
- RAMP TYPE 'A' USED WHEN RAMP CAN BE ACCESSED FROM SIDE (I.E. WINGS ARE ACCESSIBLE FOR PEOPLE WITH DISABILITIES), OR WHEN RAMP CAN BE ACCESSED FROM ONE SIDE ONLY. IT IS ACCEPTABLE TO USE THE TYPE 'A' "WING" ON ONE SIDE AND THE TYPE 'B' "KERB RETURN" ON THE OTHER.
- RAMP TYPE 'B' USED IN ROAD VERGE WHERE RAMP CAN NOT BE ACCESSED FROM SIDE.
- TGSI'S CAN BE EITHER 300 x 300mm OR 400 x 400mm IN SIZE. (400 x 400mm TILES SHOWN).

Government of Western Australia
mainroads
 WESTERN AUSTRALIA
 PLANNING AND TECHNICAL SERVICES DIRECTORATE
 ROAD AND TRAFFIC ENGINEERING
 WATERLOO CRESCENT EAST PERTH 6004
 Telephone (08) 9323 4111 Fax (08) 9323 4449

FILE NUMBER	06/7882
DESIGNED / DRAWN	C. MAGRIPLIS APRIL 09
VERIFIED	C. MAGRIPLIS 07/01/10
APPROVED	R. GROVE 07/01/10

STANDARD DRAWING
 TACTILE GROUND SURFACE INDICATORS
 RAMP TYPE 'A' AND 'B' DETAILS

LOCAL AUTHORITY
 DRAWING NUMBER AMENDMENT

200931-0089-5

SCALE 1:50 0 0.25m 0.5 0.75 1.0 1.25 1.5 1.75 2.0 2.25 2.5 2.75 3.0 3.25 3.5

MICROFORM DATE
 A 3