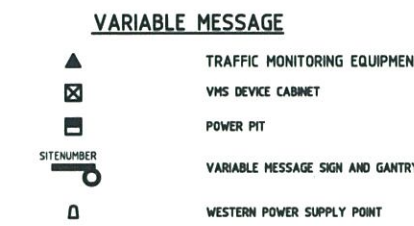
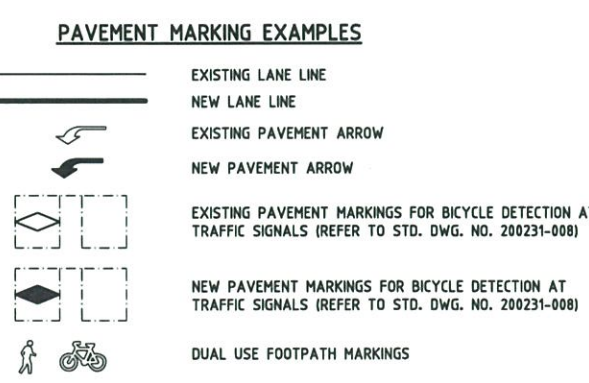
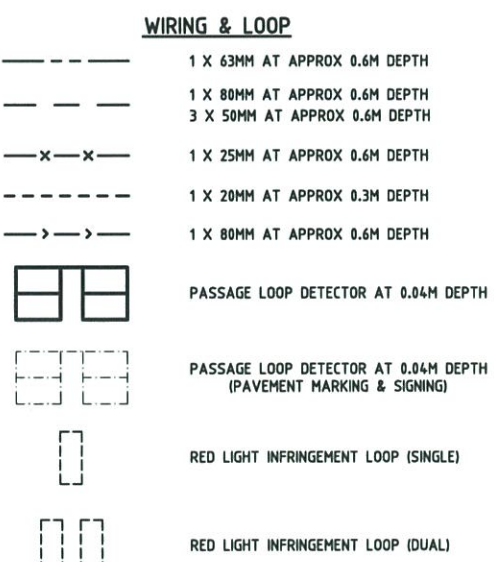
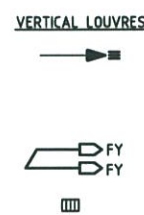
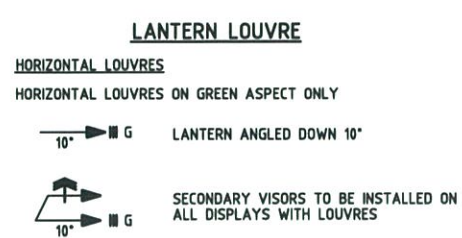
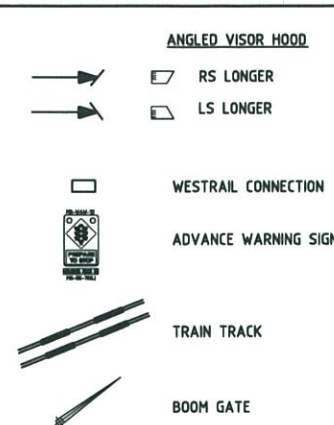


LANTERNS		200mm	300mm
1 ASPECT			L21
			L21R
			L21U
2 ASPECTS			L22
			L22R
			L2FY
3 ASPECTS			L23
			L231U
			L231R
			L232R
			L233R
			L233A
			L23B
			L24LR
			L24LU
			L24GR
4 ASPECTS			L24RR
			L243R
			L25YGR
			L25RYR
5 ASPECTS			L26
			L36
6 ASPECTS			L36
WALK, DON'T WALK			WDW
CYCLE, DON'T CYCLE			CDC
PEDESTRIAN COUNTDOWN TIMER			PCT

TSP	●	TRAFFIC SIGNAL POST
PMTSP	○	TRAFFIC SIGNAL POST (PAVEMENT MARKING & SIGNING)
PB	⊖	PEDESTRIAN PUSH BUTTON
PBA	⊖	PEDESTRIAN PUSH BUTTON (AUDIBLE)
PPBSP	⊖	PUSH BUTTON ON STUBBY POST
CONT	■	CONTROLLER
CONTPM	■	CONTROLLER - POLE MOUNTED
CONTTH	■	CONTROLLER - TOP HAT
PJB	■	PAVEMENT JUNCTION BOX- LOOP
DIBS	□	DRAW IN BOX (SINGLE LID)
DIBD	□	DRAW IN BOX (DOUBLE LID)
EP	■	EARTH PIT
UMS	■	UMS - UNMETERED SUPPLY (UNDERGROUND MAIN SUPPLY)
ESP	●	ELECTRICITY SUPPLY POST
POLCAM	■	RED LIGHT INFRINGEMENT CAMERA (ANALOGUE)
POLCAM D	■	RED LIGHT/SPEED CAMERA (DIGITAL)
POLFLASH	■	POLICE REMOTE FLASH UNIT
RADDET	■	RADAR DETECTOR
PUFDET	◇	PUFFIN DETECTOR
MICRO	■	MICROWAVE COMMUNICATION POINT (POLE TOP MOUNTED)
CABPIT	■	TERMINATION PIT P - TYPE CABLE PIT (MRW4)
PNUM	②	POLE NUMBER
HARM	—	HAST ARM
HRAIL	—	HANDRAIL (PAVEMENT MARKING & SIGNING)
TBS	—	TARGET BOARD (SINGLE ASPECT)
TBD	—	TARGET BOARD (DOUBLE ASPECTS)
SIGN	—	ONE POST SIGN
SIGND	—	TWO POST SIGN
CONDDUM	—	3x50mm 1x80mm
CONDTYPE	—	3x50mm 1x80mm
ILNRT	⊖	NO RIGHT TURN (ILLUMINATED - FLASHING)
ILNUT	⊖	NO U TURN (ILLUMINATED - FLASHING)
ILNRTEB	⊖	NO RIGHT TURN EXCEPT BUSES (ILLUMINATED - FLASHING)
UPS	■	UNINTERRUPTIBLE POWER SYSTEM
F.C	■	INTEGRATED UPS CONTROLLER
	■	FINIAL CAP
	■	P - TYPE COMMUNICATION PIT (MRW4)
	■	COMMUNICATION PIT (EXISTING SITES ONLY)
LL	△	100mm LOW LEVEL CYCLE LANTERN (NOTES 2,3&4)
	△	200mm CYCLE LANTERN (NOTES 3&4)



- NOTES:**
- DESIGN/CONSTRUCTION DRAWINGS SHALL USE THE SAME SYMBOLS, EXCEPT THAT ALL NEW EQUIPMENT SHALL BE SHOWN SOLID AND, EXISTING EQUIPMENT SHALL BE SHOWN DOTTED OR IN FAINT OUTLINE.
E.G. NEW LANTERN EXISTING LANTERN
 - MIDDLE (YELLOW) LANTERN 1.5m MOUNTING HEIGHT.
 - LOCATION AND MOUNTING HEIGHT OF LLC AND CL TO BE IN LINE WITH SIGHT DISTANCE AND LANTERNS LIGHT INTENSITY AND LINE OF SIGHT RECOMMENDED BY MANUFACTURER, STANDARDS AND SITE SPECIFIC REQUIREMENTS.
 - EACH SITE FITTED WITH LLC AND CL TO BE APPROVED AT DESIGN STAGE.

THIS DRAWING IS AN AMENDMENT OF THE APPROVED DRAWING.

1. LEGEND ALTERED.	14. LEGEND ALTERED.	27. LEGEND ALTERED.	40. LEGEND ALTERED.
2. LEGEND ALTERED.	15. LEGEND ALTERED.	28. LEGEND ALTERED.	41. LEGEND ALTERED.
3. LEGEND ALTERED.	16. LEGEND ALTERED.	29. LEGEND ALTERED.	42. LEGEND ALTERED.
4. LEGEND ALTERED.	17. LEGEND ALTERED.	30. LEGEND ALTERED.	43. LEGEND ALTERED.
5. LEGEND ALTERED.	18. LEGEND ALTERED.	31. LEGEND ALTERED.	44. LEGEND ALTERED.
6. LEGEND ALTERED.	19. LEGEND ALTERED.	32. LEGEND ALTERED.	45. LEGEND ALTERED.
7. LEGEND ALTERED.	20. LEGEND ALTERED.	33. LEGEND ALTERED.	46. LEGEND ALTERED.
8. LEGEND ALTERED.	21. LEGEND ALTERED.	34. LEGEND ALTERED.	47. LEGEND ALTERED.
9. LEGEND ALTERED.	22. LEGEND ALTERED.	35. LEGEND ALTERED.	48. LEGEND ALTERED.
10. LEGEND ALTERED.	23. LEGEND ALTERED.	36. LEGEND ALTERED.	49. LEGEND ALTERED.
11. LEGEND ALTERED.	24. LEGEND ALTERED.	37. LEGEND ALTERED.	50. LEGEND ALTERED.
12. LEGEND ALTERED.	25. LEGEND ALTERED.	38. LEGEND ALTERED.	51. LEGEND ALTERED.
13. LEGEND ALTERED.	26. LEGEND ALTERED.	39. LEGEND ALTERED.	52. LEGEND ALTERED.

DESIGNED	DATE	DESIGNED	DATE
T. EDWARDS	31.7.88	T. HAZEBROEK	13.8.91
T. HAZEBROEK	2.8.88	D. PALUMBO	13.8.91
G. LOGUE	13.8.91		

DESIGNED	DATE	DESIGNED	DATE
T. EDWARDS	31.7.88	T. HAZEBROEK	13.8.91
T. HAZEBROEK	2.8.88	D. PALUMBO	13.8.91
G. LOGUE	13.8.91		

TRAFFIC DESIGN
Telephone (08) 3234111 Fax (08) 3234629

MAIN ROADS
Western Australia

DRAWING TYPE	DRAWING NUMBER	AMEND.
9900	8320-400-29	

M.R.D. 735
SCALE N.T.S.