

AMENDMENTS

No	DATE	DESCRIPTION	APPROVED

NOTES

No	DATE	DESCRIPTION	APPROVED

PSC EQUIPMENT LISTING

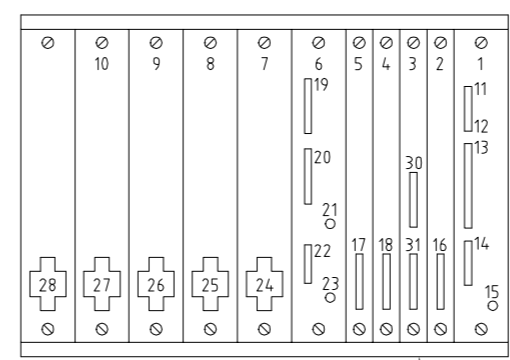
- 11 CONNECTOR XM3 - PERSONALITY MODULE
- 12 PERSONALITY MODULE - 9584 813 09120
- 13 CONNECTOR XM4 - MODEM LINE & RS232 INTERFACE
- 14 CONNECTOR XM5 - INPUT OUTPUT BUS
- 15 CONNECTOR XM6 - KEYBOARD DISPLAY UNIT
- 16 CONNECTOR XA3 - LINKING SIGNALS
- 17 CONNECTOR XV4 - RECEIVES XD1, LOOPS 1-16 CONTACTS 1-16
- x18 CONNECTOR XV4 - RECEIVES XD2, LOOPS 17-24
- 19 CONNECTOR XH3 - OPERATOR TERMINAL (RS232)
- 20 CONNECTOR XH4 - MISCELLANEOUS INPUTS & OUTPUTS
- 21 FUSE F5 - 6.3A SLOW BLOW LAMP LOGIC SUPPLY
- 22 CONNECTOR XH5 - SUPPLY TO LAMP SWITCHING LOGIC
- 23 FUSE F6 - 6.3A SLOW BLOW LAMP LOGIC SUPPLY
- 24 CONNECTOR XL3 - S.G.'S 1-4
- 25 CONNECTOR XL3 - S.G.'S 5-8
- 26 CONNECTOR XL3 - S.G.'S 9-12
- 27 CONNECTOR XL3 - S.G.'S 13-16
- 28 CONNECTOR XC1 - SUPPLY TO LAMP SWITCHES
- 29 LINE TERMINATION UNIT - L.T.U.
- x30 CONNECTOR XS3 - LIGHT SENSOR
- 31 CONNECTOR XS4 - LOGIC SUPPLY IN
- 32 LIGHT SENSOR BEZEL
- 33 - BRITISH GENERAL PURPOSE OUTLET
- 34 FUSE F16 - RATED AT 6.3A
- 35 FUSE F15 - RATED AT 6.3A
- 36 FUSE F14 - RATED AT 6.3A
- 37 FUSE F13 - RATED AT 6.3A
- 38 FUSE F12 - RATED AT 6.3A
- 39 FUSE F11 - RATED AT 1A
- 40 SITE IDENTIFICATION UNIT - 9584 813 20700
- 41
- 42 LOOP TERMINATION PANEL - 9584 813 24500
- x43 ANTTs - VEHICLE IDENTIFICATION
- x44 LINK - LOOP FOR CABLE SCREENS
- 45
- 46 TERMINAL BLOCK J
- 47 TERMINAL BLOCK H
- 48 32V TEST SOCKET XT1 - 9584 819 20400
- x49 TRANSFORMER DIMMING T2 - HM7177 - 350211091850
- 50
- 51
- 52 MASTER RELAY - MR
- x53 RELAY VOLTAGE CONTROL - VCR2
- x54 RELAY DIM/VOLT CONT - VCR1
- 55 TRANSFORMER P/S T1 - 9584 819 24000
- 56 POST NEUTRALS - WEIDMULLER AST 1 - 12 OFF MINIMUM
- 57 POST EARTH TERMINALS WEIDMULLER EK 6/35 - 14 OFF
- 58
- 59
- 60 FLASHER UNIT - 9584 815 03052
- 61 CHANGEVER RELAY FLD - S.G.'S 13-16
- 62 CHANGEVER RELAY FLC - S.G.'S 9-12
- 63 CHANGEVER RELAY FLB - S.G.'S 5-8
- 64 CHANGEVER RELAY FLA - S.G.'S 1-4
- 65
- 66
- 67
- 68
- 69
- 70 MAINS FUSE F1 - RATED AT 32A HRC
- 71 CIRCUIT BREAKER MAINS - RATED AT 32A
- 72 CIRCUIT BREAKER LAMP - RATED AT 20A
- 73 CIRCUIT BREAKER LOGIC - RATED AT 10A
- 74 CIRCUIT BREAKER DETECTOR RATED AT 10A
- 75 CIRCUIT BREAKER G.P.O. - RATED AT 16A
- 76 CIRCUIT BREAKER FLASH RATED AT 16A
- 77 MAINS FILTER PCS - 9584 819 20700
- 78 G.P.O. DUAL SOCKET WITH AUXILIARY SWITCH 240V 10A
- 79 NEUTRAL LINK
- 80
- 81 CABLE SLOTTED DUCT 100x100x450
- 82 TERMINAL BLOCK EA
- 83 FIELD TERMINAL BLOCK D } 9584 8192 1600
- 84 FIELD TERMINAL BLOCK C } WEIDMULLER AST 1
- 85 FIELD TERMINAL BLOCK B }
- 86 FIELD TERMINAL BLOCK A }
- 87 CABLE SLOTTED DUCT 80x40x600 WITH 20mm SPACER
- 88 CABLE SLOTTED DUCT 80x40x330 WITH 20mm SPACER
- 89 CABLE CLAMPS - SIGNAL GROUPS
- x90 CABLE CLAMP - LOOPS CABLES

PHILIPS PSC TRAFFIC CONTROLLER ID HOUSING TYPE 'C' MK3

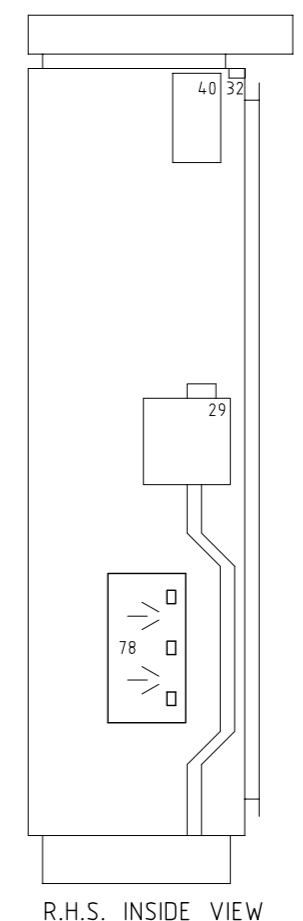
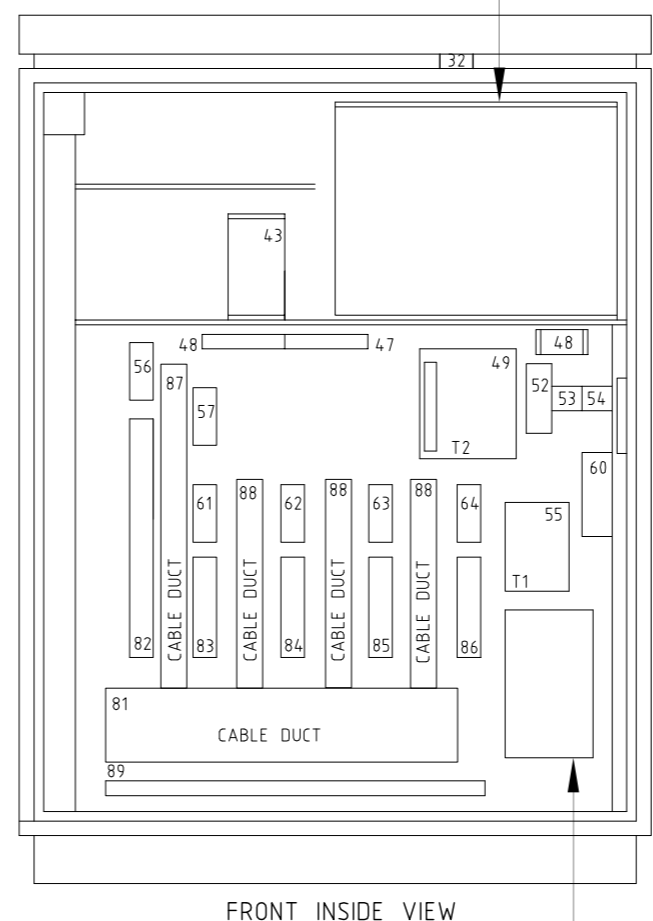
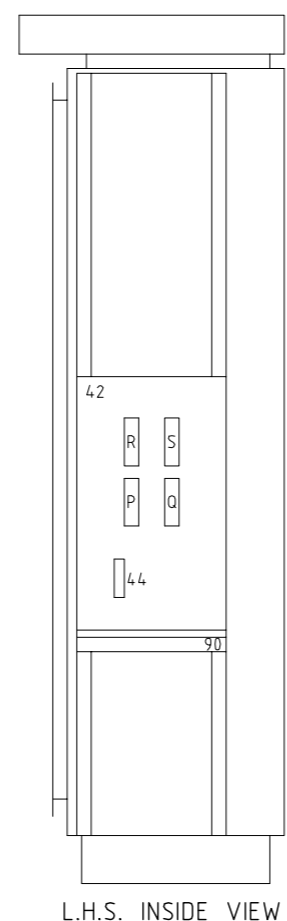
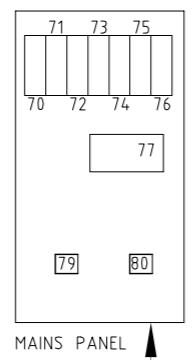
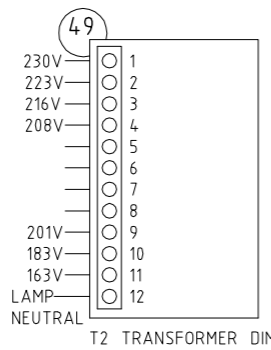
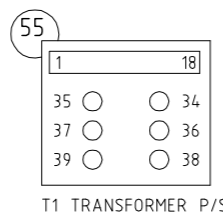
CONTROL MODULE PSC'S

1. PROCESSOR PLUS (PROC) 9584 813 20201
- x2. ARK PED/LINK (AP/APL) 9584 813 20500
3. POWER SUPPLY BOARD (PSB) 9584 813 21300
- x4. DETECTOR (DET) 9548 813 212xx
5. DETECTOR (DET) 9548 813 212xx
6. POWER INTERFACE (PIF) 9548 813 20400
7. LAMP CONTROL BOARD (LCB) S.G.'S 1-4 9548 813 20100
- x8. LAMP CONTROL BOARD (LCB) S.G.'S 5-8 9548 813 20100
- x9. LAMP CONTROL BOARD (LCB) S.G.'S 9-12 9548 813 20100
- x10. LAMP CONTROL BOARD (LCB) S.G.'S 13-16 9548 813 20100

SPARE 45mm PANEL IS AVAILABLE ON REQUEST.
NOTES:



CONTROL MODULE FRONT VIEW



NOTES
ITEMS MARKED "x" ARE OPTIONAL

THIS DRAWING WAS PRODUCED WITH REFERENCE PHILIPS DRAWING 3502 110 93430.

CONTRACTOR / CONSULTANT JOINT VENTURE

Downer Downer Electrical Pty Ltd
ENGINEERING
A DIVISION OF DOWNER LIMITED
33 Kewdale Road WELSPOOL WA 6105 Telephone: (08) 9351 3300
PO Box 45 Welspool Delivery Centre WA 6986 Fax: (08) 9351 9211

GHD 'GHD House', 239 Adelaide Terrace Perth WA 6004
PO Box Y3106 Perth WA 6832 Australia
T (08) 6222 8222 F (08) 6222 8555
E permail@ghd.com.au www.ghd.com.au

CLIENTS PEOPLE PERFORMANCE

JOB NO 611-577504.00	DRAWING PATH N:\611\577504.00\CAD\0648-3006	DATE
DESIGNED/DRAWN R. GORDON		19.04.2007
VERIFIED S. T. TAN		30.05.2007
APPROVED E. P. GEIDANS		30.05.2007

Government of Western Australia
MAIN ROADS Western Australia

METROPOLITAN REGION
WATERLOO CRESCENT EAST PERTH 6004
Telephone (08) 9323 4111 Fax (08) 9323 4684

AUTHORISED	DATE
APPROVED	56:00

TRAFFIC CONTROLLER
LARGE HOUSING
EQUIPMENT LAYOUT STAR SYSTEM

LOCAL AUTHORITY
DRAWING TYPE 56:00
DRAWING NUMBER 0648-3006
AMEND.

SCALE N.T.S. MICROFILM DATE A1