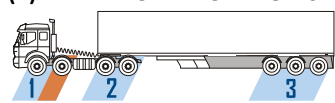
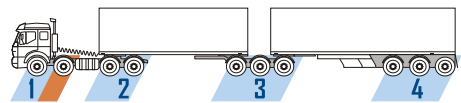
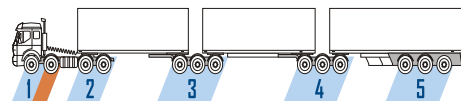
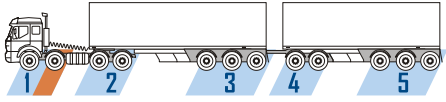

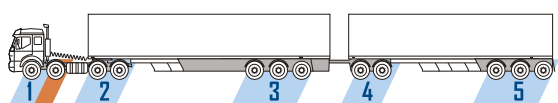
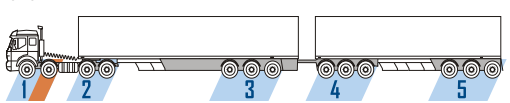

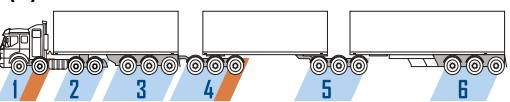
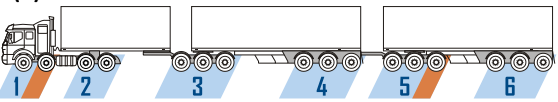
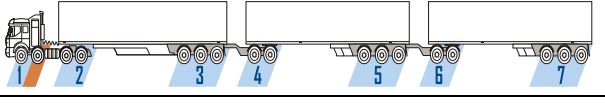
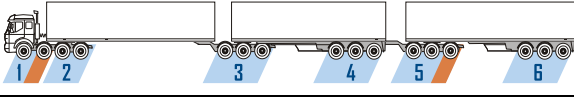
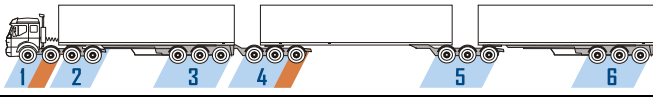
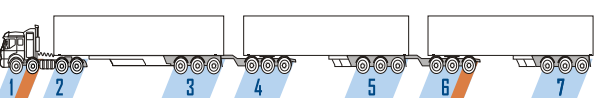
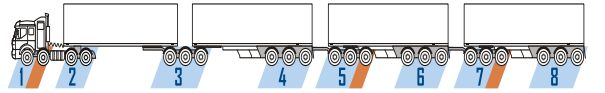
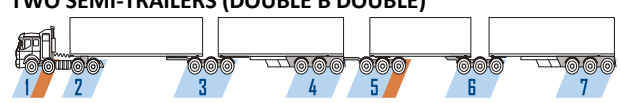

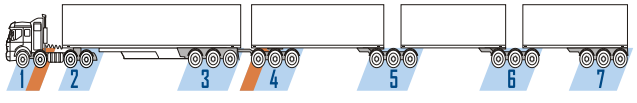


Tandem Drive - Prime Mover Concessional Network Level 3

2020

Heavy Vehicle Services

Category	Vehicle Description and Configuration	Length (m)	Max Mass (t)	Concessional Network Level 3
Category 2	<p>(B) PRIME MOVER TOWING A SEMI-TRAILER</p>  <p>(C) B-DOUBLE</p>  <p>(D) SHORT B-TRIPLE</p> 	(B) ≤20m (C) ≤27.5m (D) ≤27.5m	52.0t 75.5t 99.0t	Network 2.3
Category 3	<p>(A) PRIME MOVER, SEMI-TRAILER TOWING A DOG TRAILER</p> 	(A) ≤27.5m	93.0t	Network 3.3
Category 4	<p>(A) PRIME MOVER, SEMI-TRAILER TOWING A DOG TRAILER</p> 	(A) ≤27.5m	99.0t	Network 4.3
Category 5	<p>(A) PRIME MOVER, SEMI-TRAILER TOWING A DOG TRAILER</p> 	(A) >27.5m, ≤36.5m	93.0t	Network 5.3
Category 6	<p>(A) PRIME MOVER, SEMI-TRAILER TOWING A DOG TRAILER</p>  <p>(B) B-TRIPLE</p> 	(A) >27.5m, ≤36.5m (B) >27.5m, ≤36.5m	99.0t 99.0t	Network 6.3
Category 7	<p>(A) PRIME MOVER TOWING SEMI-TRAILER AND B-DOUBLE</p>  <p>(B) B-DOUBLE TOWING A DOG TRAILER</p> 	(A) >27.5m, ≤36.5m (B) >27.5m, ≤36.5m	122.5t 122.5t	Network 7.3
Category 9	<p>(A) PRIME MOVER, SEMI-TRAILER TOWING TWO DOG TRAILERS</p>  <p>(C) B-DOUBLE TOWING A DOG TRAILER</p>  <p>(D) PRIME MOVER, SEMI-TRAILER TOWING A B-DOUBLE</p> 	(A) >36.5m, ≤53.5m (C) >36.5m, ≤45.0m (D) >36.5m, ≤45.0m	134.0t 122.5t 122.5t	Network 9.3
Category 10	<p>(A) PRIME MOVER, SEMI-TRAILER TOWING TWO DOG TRAILERS</p>  <p>(D) B-DOUBLE TOWING TWO DOG TRAILERS</p>  <p>(B) B-DOUBLE TOWING A CONVERTER DOLLY CONNECTED TO TWO SEMI-TRAILERS (DOUBLE B DOUBLE)</p>  <p>(E) DOUBLE ROAD TRAIN TOWING B-DOUBLE TRAILERS</p>  <p>(C) PRIME MOVER, SEMI-TRAILER TOWING B-TRIPLE</p> 	(A) >36.5m, ≤53.5m (B) >36.5m, ≤53.5m (C) >36.5m, ≤53.5m (D) >36.5m, ≤53.5m (E) >36.5m, ≤53.5m	146.0t 146.0t 146.0t 169.5t 169.5t	Network 10.3

NOTES

- Operators using a category of RAV outlined in this document must operate that RAV in accordance with the OPERATING CONDITIONS and only on the network specified.
- These diagrams are a visual indication of the vehicle only.
- Operators must refer to the OPERATING CONDITIONS and the AMMS Page for the full vehicle descriptions.

- The height of the vehicle can exceed 4.3m but MUST NOT exceed 4.6m when it is: (i) built to carry livestock or; (ii) carrying a crate to carry livestock or (iii) carrying vehicles on more than one deck or; (iv) carrying a multi modal container (V) carrying a large indivisible item or (vi) when operating with an appropriately licenced over height curtain side or pantechnicon trailer.

Heavy Vehicle Services

Tel: 138 486

Email: hvs@mainroads.wa.gov.au

Website: www.mainroads.wa.gov.au

