



Agricultural Vehicle Combination Bridge Crossing Period Permit Application

In order to apply for a Permit, you must be a registered Operator with Main Roads WA. If you do not have an Operator Number, please complete the *Restricted Access Vehicle Operator and WA Heavy Vehicle Accreditation Registration* form available on our [website](#).

Please ensure that all vehicles listed on this Permit application have been registered with Main Roads. To register vehicles, please complete an *Application to List or Update a Vehicle* web-form for each motor vehicle and trailer (web-form available on our [website](#)).

A Operator Details

Operator Number

Operator Name

Registered Business Name

B Permit Details

☐ Period Permit - 12 Months - \$25

C Towing Vehicle Details

Vehicle Registration Number

VIN/Chassis Number

Vehicle Description (e.g.
tractor, prime mover)

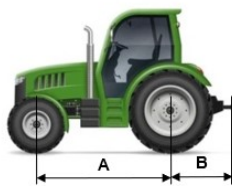
Number of Axles

Tare Weight (t)

(as stated on registration document)

D Towing Vehicle Axle Details

2 Axle Towing Vehicle



Axle 1

Axle Spacing A (m)

Number of Tyres

Mass on Axle (t)

Tyre Size

Ground Contact Width (GCW)

Axle 2

Axle Spacing B (m) - Distance from the centre of the last axle to the tow hitch

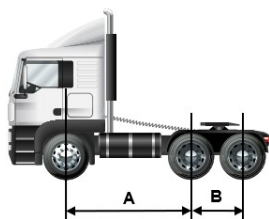
Mass on Axle (t)

Number of Tyres

Ground Contact Width (GCW)

Tyre Size

3 Axle Prime Mover



Axle 1

Axle Spacing A (m)

Mass on Axle (t)

Ground Contact Width (GCW)

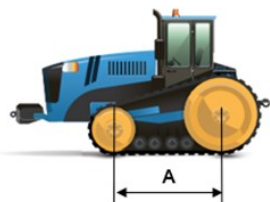
Drive Axle Group

Axle Spacing B (m)

Mass on Axle Group (t)

Ground Contact Width (GCW)

Dual Track



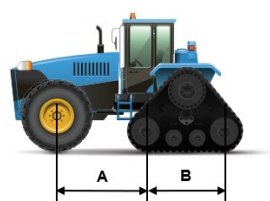
Tracks

Axle Spacing A (m)

Mass on Each Track (t)

Ground Contact Width (GCW)

Half Track



Axle 1

Axle Spacing A (m)

Mass on Front Axle (t)

Tyre Size on Front Axle (t)

Ground Contact Width (GCW)

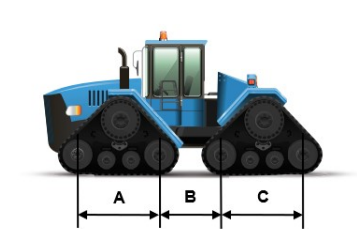
Rear Tracks

Axle Spacing B (m)

Mass on Each Track (t)

Ground Contact Width (GCW)

Quad Tracked



Front Tracks

Axle Spacing A (m)

Mass on Each Track (t)

Ground Contact Width (GCW)

Axle Spacing B (m)

Rear Tracks

Axle Spacing C (m)

Mass on Each Track (t)

Ground Contact Width (GCW)

E Number of Implements Being Towed in Combination

☐ One (1)

☐ Two (2)

☐ Three (3)

F Maximum Combination Dimensions

Total Length (metres)

Total Width (metres)

Total Height (metres)

Overhang (metres)

G Regions Required

Please select the Regions you would like to access

☐ Goldfields-Esperance

☐ Great Southern

☐ Kimberley

☐ Metropolitan

☐ Mid West-Gascoyne

☐ Pilbara

☐ South West

☐ Wheatbelt

H Implement Details

How to Measure Your Axle Spacings



- Axle Spacing A - Distance from the centre of the last axle of towing vehicle to the centre of the first axle of implement (m)
- Axle Spacing B - Distance between the first and second axles (m) - Applicable if implement has 2, 3 or 4 Axles
- Axle Spacing C - Distance between the second and third axles (m) - Applicable if implement has 3 or 4 Axles
- Axle Spacing D - Distance between the third and fourth axles (m) - Applicable if implement has 4 Axles
- Axle Spacing E - Distance from the coupling point to the centre of the first axle of implement (m)
- Axle Spacing F - Distance from the centre of the last axle of implement to the tow hitch (m) - Applicable if towing more than one implement

Description of Implement Being Towed

Make

Model

Tare Weight (t)
(weight of implement)

Requested Mass (t)
(mass on axles)

Ground Contact Width (m)

Tyre Size

Number of Axles

Number of Tyres on Each Axle

Axle Spacing A (m)

Axle Spacing B (m)
(if Applicable)

Axle Spacing C (m)
(if Applicable)

Axle Spacing D (m)
(if Applicable)

Axle Spacing E (m)

Axle Spacing F (m)
(if Applicable)

Description of Implement Being Towed					
Make			Model		
Tare Weight (t) (weight of implement)		Requested Mass (t) (mass on axles)		Ground Contact Width (m)	
Tyre Size		Number of Axles		Number of Tyres on Each Axle	
Axle Spacing A (m)		Axle Spacing B (m) (if Applicable)		Axle Spacing C (m) (if Applicable)	
Axle Spacing D (m) (if Applicable)		Axle Spacing E (m)		Axle Spacing F (m) (if Applicable)	

Description of Implement Being Towed					
Make			Model		
Tare Weight (t) (weight of implement)		Requested Mass (t) (mass on axles)		Ground Contact Width (m)	
Tyre Size		Number of Axles		Number of Tyres on Each Axle	
Axle Spacing A (m)		Axle Spacing B (m) (if Applicable)		Axle Spacing C (m) (if Applicable)	
Axle Spacing D (m) (if Applicable)		Axle Spacing E (m)		Axle Spacing F (m) (if Applicable)	

Description of Implement Being Towed					
Make			Model		
Tare Weight (t) (weight of implement)		Requested Mass (t) (mass on axles)		Ground Contact Width (m)	
Tyre Size		Number of Axles		Number of Tyres on Each Axle	
Axle Spacing A (m)		Axle Spacing B (m) (if Applicable)		Axle Spacing C (m) (if Applicable)	
Axle Spacing D (m) (if Applicable)		Axle Spacing E (m)		Axle Spacing F (m) (if Applicable)	

Description of Implement Being Towed					
Make			Model		
Tare Weight (t) (weight of implement)		Requested Mass (t) (mass on axles)		Ground Contact Width (m)	
Tyre Size		Number of Axles		Number of Tyres on Each Axle	
Axle Spacing A (m)		Axle Spacing B (m) (if Applicable)		Axle Spacing C (m) (if Applicable)	
Axle Spacing D (m) (if Applicable)		Axle Spacing E (m)		Axle Spacing F (m) (if Applicable)	

Description of Implement Being Towed					
Make			Model		
Tare Weight (t) (weight of implement)		Requested Mass (t) (mass on axles)		Ground Contact Width (m)	
Tyre Size		Number of Axles		Number of Tyres on Each Axle	
Axle Spacing A (m)		Axle Spacing B (m) (if Applicable)		Axle Spacing C (m) (if Applicable)	
Axle Spacing D (m) (if Applicable)		Axle Spacing E (m)		Axle Spacing F (m) (if Applicable)	

Description of Implement Being Towed

Make

Model

Tare Weight (t)
(weight of implement)

Requested Mass (t)
(mass on axles)

Ground Contact Width (m)

Tyre Size

Number of Axles

Number of Tyres on Each Axle

Axle Spacing A (m)

Axle Spacing B (m)
(if Applicable)

Axle Spacing C (m)
(if Applicable)

Axle Spacing D (m)
(if Applicable)

Axle Spacing E (m)

Axle Spacing F (m)
(if Applicable)

Description of Implement Being Towed

Make

Model

Tare Weight (t)
(weight of implement)

Requested Mass (t)
(mass on axles)

Ground Contact Width (m)

Tyre Size

Number of Axles

Number of Tyres on Each Axle

Axle Spacing A (m)

Axle Spacing B (m)
(if Applicable)

Axle Spacing C (m)
(if Applicable)

Axle Spacing D (m)
(if Applicable)

Axle Spacing E (m)

Axle Spacing F (m)
(if Applicable)

I Contact Details

Contact Name

Contact Phone Number

Email Address

J Payment Options

Please indicate your preferred payment method by ticking the appropriate box.

Credit Card

- ☐ If you wish to pay by credit card you will require a MOVES account. If you do not already have a MOVES account, please refer to our [website](#) for further information about how to register.

Electronic Funds Transfer (EFT)

- ☐ If you wish to pay by EFT HVS will contact you when the permit is ready for payment. Please note your permit will not be issued until the EFT payment has been confirmed.

Cash or EFTPOS

- ☐ If you wish to pay by cash or EFTPOS please visit Heavy Vehicle Services at 525 Great Eastern Highway, Redcliffe WA.

Cheque

- ☐ If you wish to pay by cheque please either post or pay directly to 525 Great Eastern Highway, Redcliffe WA. Please note your permit will not be issued until the cheque has cleared.

K Declaration

I declare that the vehicle(s) are sufficiently rated for this permit application and all information provided in this application is true and correct. I understand that if I have failed to disclose any relevant information or if any information that I have provided is found to be false or misleading, any exemption granted as a result of this application may be deemed invalid.

Signature

Applicant Name

Date

Email completed form to: hvospv@mainroads.wa.gov.au

Heavy Vehicle Services Main Roads WA

PO Box 374 | WELSHPOOL DC | WA 6986 | Telephone 138 486

<https://www.mainroads.wa.gov.au/heavy-vehicles/>