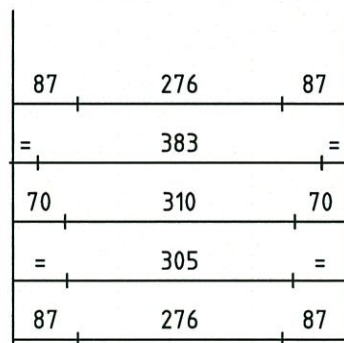
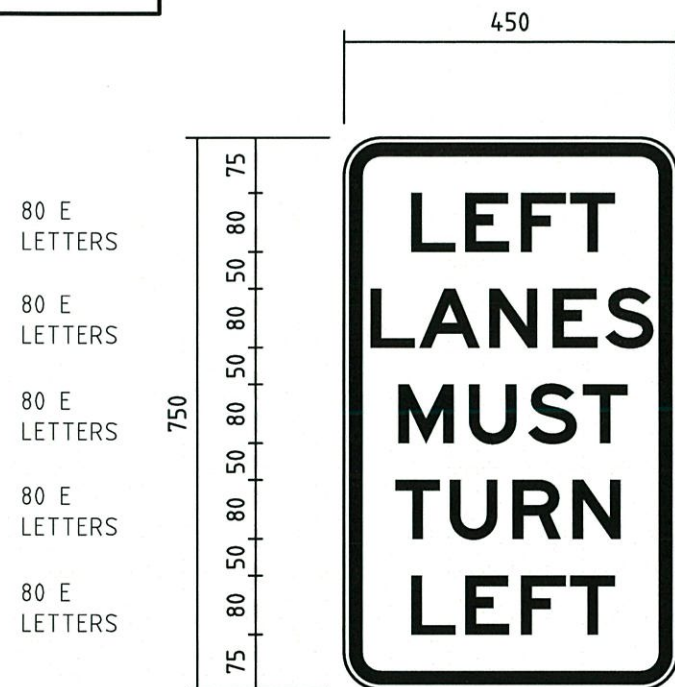
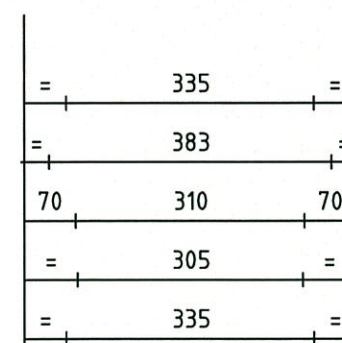
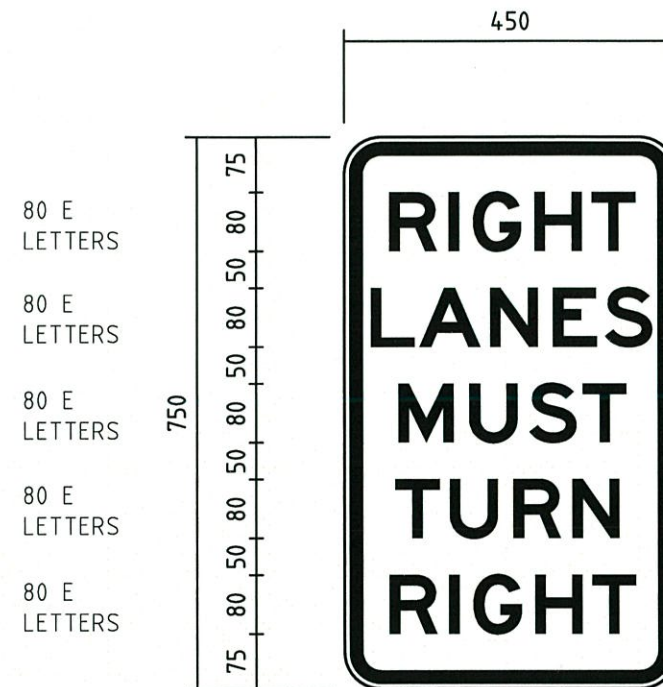


MAIN ROADS No.	MR-RV-6A(L,R)	MR-RV-6B(L,R)
SIZE	450 x 750 (Illustrated)	600 x 1000
EDGE STRIP	8	10
BORDER WIDTH	16	20
CORNER RADIUS	50	50



MR-RV-6A(L)



MR-RV-6A(R)

NOTES:

1. DIMENSIONS: MEASUREMENTS IN mm. ALTERNATIVE SIZES ARE IN EXACT PROPORTION IN ALL RESPECTS (EXCEPT FOR THE BORDER WIDTH, EDGE STRIP, AND CORNER RADIUS) TO THE SIGN ILLUSTRATED.
2. COLOURS: BLACK LEGEND & BORDER ON WHITE RETROREFLECTIVE BACKGROUND.
3. RETROREFLECTIVE CLASS OF MATERIAL: CLASS 400.
4. GRAFFITI PROTECTION: TO BE SPECIFIED BY THE DESIGNER IN ACCORDANCE WITH MAIN ROADS GUIDELINES.
5. MATERIALS : ALL SIGN MATERIALS AND MANUFACTURE TO BE IN ACCORDANCE WITH MAIN ROADS SPECIFICATION 601.
6. TEXT FONT COMPLIES WITH FHWA 2000 SERIES.

AMENDMENTS		
No.	DESCRIPTION	APPROVED & DATE
1	RETROREFLECTIVE CLASS & TEXT STYLE CHANGED, NOTE 6 ADDED.	<i>[Signature]</i> 2/19/18

NOTES

PLANNING AND TECHNICAL SERVICES DIRECTORATE ROAD AND TRAFFIC ENGINEERING BRANCH Waterloo Crescent East Perth 6004 Telephone (08) 9323 4111 Fax (08) 9323 4430	
FILE NUMBER	67-08-4F
DESIGNED / DRAWN	J.VOKE 19.1.17
VERIFIED	R. KOORENGEVEL 20.1.17
APPROVED	D. LANDMARK 6.2.17

REGULATORY SIGN MOVEMENT SERIES LEFT/RIGHT LANES MUST TURN LEFT/RIGHT MR-RV-6	
LOCAL AUTHORITY	AMENDMENT
MRWA DRAWING NUMBER	201631-0066-1

SCALES 1:10 0 50mm 100 150 200 250 300 350 400 450 500 550 600 650 700 750
 A3