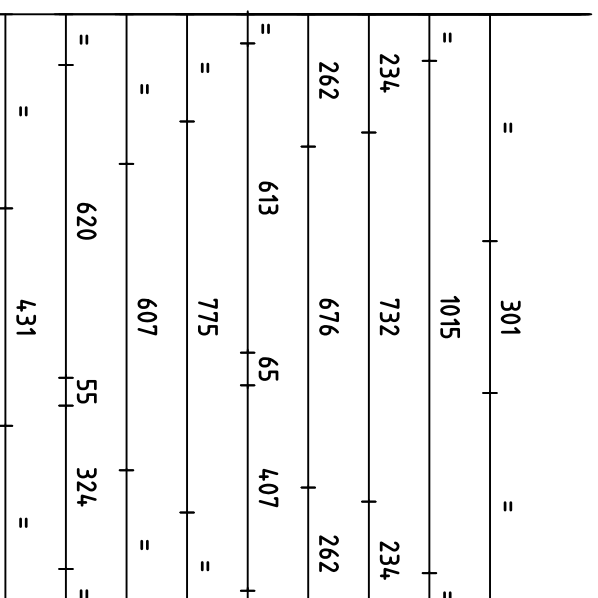
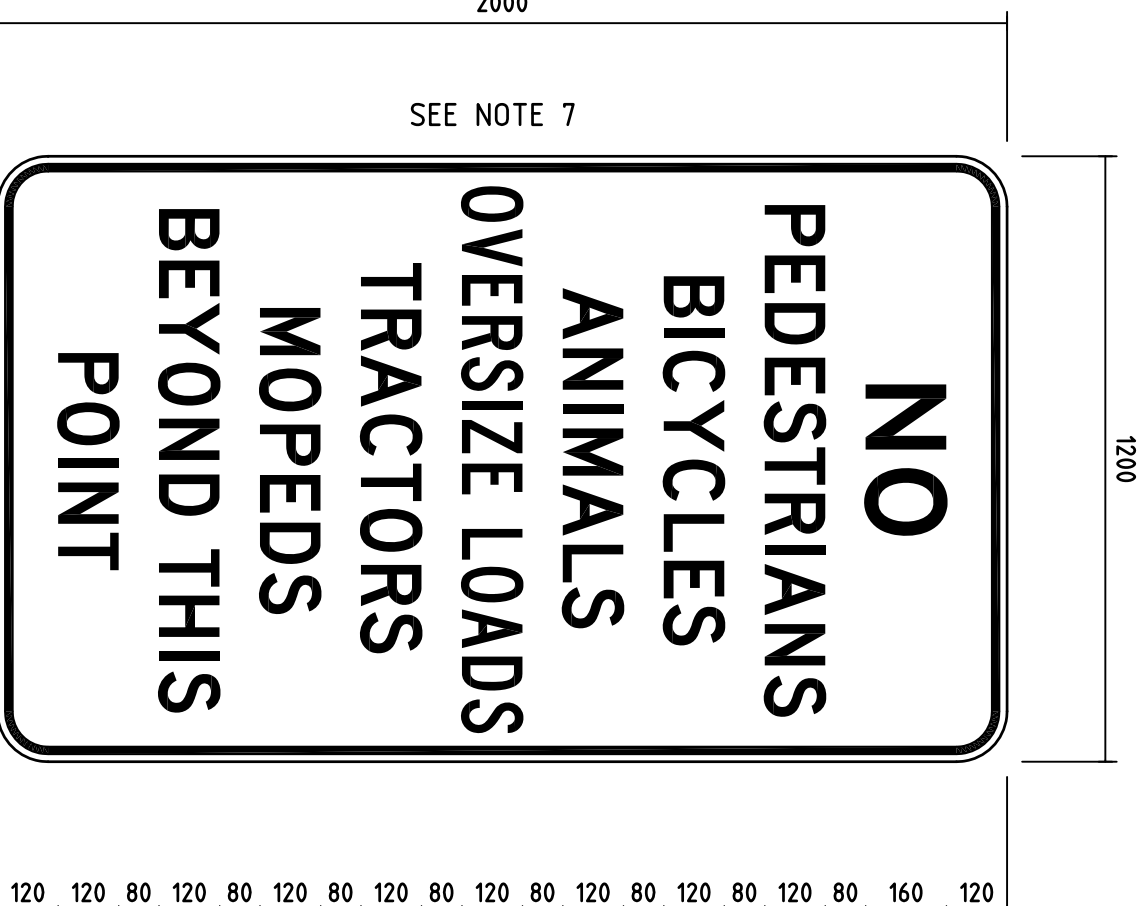


MAIN ROADS No.	MR-RM-21A	MR-RM-21B
SIZE	900 x 1500	1200 x 2000 (Illustrated)
EDGE STRIP	10	15
BORDER WIDTH	20	30
CORNER RADIUS	75	100

160 E LETTERS  
120 D LETTERS  
120 D LETTERS  
120 D LETTERS  
120 C LETTERS  
120 D LETTERS  
120 D LETTERS  
120 D LETTERS  
120 D LETTERS

2000

SEE NOTE 7



**NOTES:**



1. DIMENSIONS: MEASUREMENTS IN mm. CORNER RADIUS = 100. BORDER = 30. EDGE STRIP = 15. MAIN SIGN PANEL AREA = 2,40 SQM.
2. COLOURS : BLACK LEGEND ON WHITE RETROREFLECTIVE BACKGROUND.
3. RETROREFLECTIVE CLASS OF MATERIAL: CLASS 400.
4. GRAFFITI PROTECTION : TO BE SPECIFIED BY THE DESIGNER IN ACCORDANCE WITH MAIN ROADS GUIDELINES.
5. MATERIALS : ALL SIGN MATERIALS AND MANUFACTURE TO BE IN ACCORDANCE WITH MAIN ROADS SPECIFICATION 601.
6. THIS SIGN IS BASED ON AUSTRALIAN STANDARD SIGN R6-13.
7. DELETE WHICH IS NOT APPLICABLE.
8. TEXT FONTS COMPLY WITH FHWA 2000 SERIES.

**AMENDMENTS**

No.	DESCRIPTION	APPROVED & DATE
1	ADDED TO SIGN SIZE TABLE (NOTE 1 CHANGED, TITLE BLOCK UPDATED)	R GROVE 24.6.07
2	NOTES 1&2, 4&7 ADDED	R KORNBERGER 24.8.05
3	RETROREFLECTIVE CLASS AND FONT STYLE CHANGED, NOTE 3 BELOW & 8 AT LEFT ADDED	

**NOTES**

1. FOR PROHIBITED ON FREEWAY SEE MR-GE-25.
2. FOR PROHIBITED ON HIGHWAY SEE MR-GE-30.
3. THIS SIGN IS TO BE USED IN CONJUNCTION WITH MR-GE-25 OR MR-GE-30.



  
 TECHNOLOGY AND ENVIRONMENT  
 ROAD AND TRAFFIC ENGINEERING  
 WATERLOO CRESCENT  
 EAST PERTH 6004  
 Telephone (08) 9323 4111 Fax (08) 9323 4449

FILE NUMBER 67-08-4F

DESIGNED / DRAWN A. FORREST 01.11.04

VERIFIED D. LANDMARK 02.11.04

APPROVED D. SULLIVAN 02.11.04

REGULATORY SIGN  
 MISCELLANEOUS SERIES  
 CLASSES OF TRAFFIC PROHIBITION  
 MR-RM-21

LOCAL AUTHORITY

DRAWING TYPE AMEND 200431-0211-3

