

Optional RAV Warning Signs - FAQ's

What are the new optional RAV warning signs?

New Restricted Access Vehicle (RAV) warning signs have been developed, which can be used instead of the traditional "Long Vehicle" or "Road Train" signs, or they can be used with the "Long Vehicle" or "Road Train" signs to improve vehicle safety.

Examples of the new RAV warning signs are pictured below:

27.5m Long RAV Warning Sign:



36.5m Long RAV Warning Sign:



53.5m Long RAV Warning Sign:



In addition, there is a "25m LONG" sign for a rigid truck and trailer combination, as pictured below:

25m Long RAV Warning Sign:



The signage specifications are detailed in the relevant permit operating conditions.

What is the road safety benefit of the new RAV warning signs?

Main Roads is committed to the National and State Road Safety Strategies and is committed to implementing initiatives to help reduce road related death and serious injuries by 50% by 2030. The new RAV warning signs are just one of many road safety initiatives being implemented by Main Roads to achieve this target.

Targets by 2030



Fatalities
reduced by
50%-70%



Serious injuries
reduced by
50%-70%

The new RAV warning signs provide general road users with a better understanding of the meaning of road train or long vehicle, by providing a visual cue as to the length of the vehicle combination in front of them. This will assist motorists in making more informed decisions when sharing the road with road trains, particularly regarding safe overtaking.

Where did the design concept come from?

The new RAV warning signs align to the existing pictorial signage used on PBS 60 metre road trains and roadside signage, such as the 'Road Train Route' and 'Road Trains Entering' signs.



Have similar signs been used on other heavy vehicles?

Approximately nine years ago, Main Roads introduced similar warning signs that include a pictorial for the PBS 60 metre road trains. There has been significant positive feedback in relation to these signs, with drivers expressing that they are more informative to the general public when deciding whether to overtake a road train. More recently, several road managers have requested Main Roads consider expanding the use of this type of signage because of the road safety benefits and similar signs have been used for certain 53.5 metre road train access.



How long is the car being used to indicate the equivalent car length?

Common-sense must be used when taking into account the equivalent car length indicated on the signs. Main Roads has calculated the equivalent number of cars using an average sized sedan, being approximately 5 metres in length, then rounded up to whole car figures.

It is not uncommon to refer to car lengths or similar when referring to road safety calculations. This is common when estimating stopping distances and safe following distances.

Are the new RAV warning signs durable?

The new RAV warning sign specifications are the same as the "Long Vehicle" and "Road Train" warning signs specifications, therefore they will be just as durable.

The additional graphic detailing on the sign has been in use on 60 metre road trains for the past 9 years, without any issues.

How big are the new RAV warning signs, do I need new mountings?

The new RAV warning signs are the same size as the "Long Vehicle" and "Road Train" warning signs, therefore they can be mounted on the vehicles using existing brackets or clips.



Can I use a flexible vinyl sign?

While there was no previous provision to use flexible vinyl "Long Vehicle" and "Road Train" signs, Main Roads acknowledges these signs are commonly used. Therefore, we are allowing flexible vinyl signs to be used, provide they are fitted in a manner that ensures they remain taut and clearly visible.

The below is an example of a flexible vinyl sign that is not considered to be adequately fitted:



Can I still use hinged signs?

Yes, hinged signs can be used, provided they meet the signage specifications.



Can I split the signs into 2 parts?

Yes, the new RAV warning signs are designed so they can be split into two parts.

The new signs are designed so they can be split down the centre, without a dividing border, as shown below:



Can I tailor a RAV warning sign to suit my specific vehicle combination?

Yes, you can arrange for a sign maker / supplier to design a new RAV warning sign to suit your specific vehicle combination, provided the design meets the signage specification, as per the below examples.

The sign maker / supplier should consult with Main Road Heavy Vehicle Services to ensure the proposed sign meets the requirements.



Will PBS vehicles still display specific signage?

PBS vehicles that are approved to operate in specific configurations will continue to be required to fit the new RAV warning signs.

These signage requirements will be stipulated during the PBS design approval process and the operators will generally be aware of these requirements before the vehicles are built.

Examples of PBS vehicle signs are shown below:



Do I need the new RAV warning sign on the front and rear of my combination?

No, the new RAV warning sign only needs to be displayed on the rear of the combination. It can be displayed on the rear of the vehicle combination instead of a "Long Vehicle" or "Road Train" sign, or in addition to the "Long Vehicle" or "Road Train" sign.

If you are displaying the new RAV warning sign instead of a "Road Train" sign, you don't need to display any sign on the front of the vehicle combination.

Can I mix and match the new RAV warning signs with traditional "Road Train" and "Long Vehicle" signs?

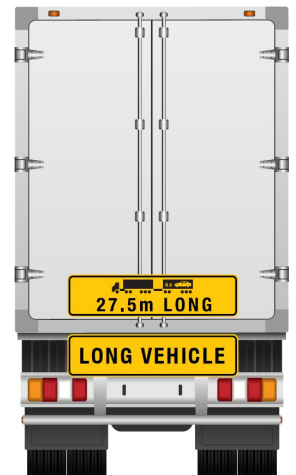
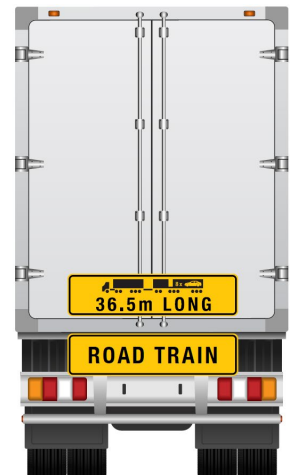
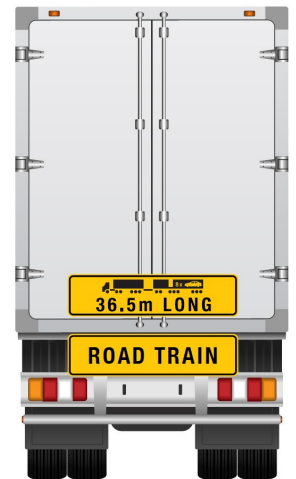
The new RAV warning sign can be displayed instead of the traditional "Long Vehicle" or "Road Train" signs, or it can be displayed in addition to the "Long Vehicle" or "Road Train" signs.

If the "Long Vehicle" or "Road Train" signs are displayed on their own, they must be displayed in accordance with r.276 and r.277 of the *Road Traffic (Vehicles) Regulations 2014*.

If the new RAV warning sign is displayed on its own, it must be displayed in accordance with the relevant permit conditions, i.e. displayed only on the rear of the vehicle combination and no sign should be displayed on the front of the vehicle combination.

If a new RAV warning sign is displayed on the rear of the vehicle combination with a "Road Train" sign, you have the option of displaying a "Road Train" sign on the front of the vehicle combination, however it is not required.

The following are correct examples of how to display the signs:



Further information

Please visit the [Signage Requirements](#) page on our website. For further enquiries, you can contact our Heavy Vehicle Help Desk on 138 486 or email hvs@mainroads.wa.gov.au.

