



A Operator Details

In order to apply for a Permit, you must be a registered Operator with Main Roads WA. If you do not have an Operator Number, please complete the *Restricted Access Vehicle Operator Registration* form available on our [website](#).

Operator Number

Operator Name

Registered Business Name

B Permit Details

Please select only one permit type

☐ Single Trip - \$25

Journey Commencement Date

☐ Period Permit - 12 months - \$25

☐ Period Permit - 36 months - \$50

36 month Period Permits can only be issued to vehicles that are eligible for State Wide access.

Follow the link to the State Wide Parameters Table to determine if the vehicle is eligible [State Wide Parameters Table](#)

Cranes with 7 or more axles are not approved for Period Permits and are only eligible to apply for Single Trip permits.

Please note that period permit assessments can take up to 4 weeks to complete.

C Vehicle Details

Please ensure that the vehicle listed on this Permit application has been registered with Main Roads. To register a vehicle, please also complete an *Application to List or Update for Special Purpose Vehicles* form (available on our [website](#)).

Unregistered vehicles will require a Special Exceeding 48hr permit available from the Department of Transport (DoT) by calling 9216 8579. A copy of the DoT permit must accompany this application.

Vehicle Registration Number or
DoT Permit Number

VIN/Chassis Number

Vehicle Description (eg. crane, drill rig)

Number of Axles

Tare Weight (t)

(As stated on the
Registration Document
or DoT permit)

Make

Model

Unregistered Vehicles Only

Gross Vehicle Mass (GVM) (t)

D Mass Details

Please note that the total Axle Mass must be equal to the Tare Weight shown on the Registration Document.

Number of
Tyres per Axle

<input type="text"/>	<input type="text"/>	<input type="text"/>	<input type="text"/>	<input type="text"/>	<input type="text"/>	<input type="text"/>	<input type="text"/>	<input type="text"/>	<input type="text"/>
----------------------	----------------------	----------------------	----------------------	----------------------	----------------------	----------------------	----------------------	----------------------	----------------------

Axle Spacing (m)

<input type="text"/>	—	<input type="text"/>	—	<input type="text"/>	—	<input type="text"/>	—	<input type="text"/>	—	<input type="text"/>	—	<input type="text"/>
----------------------	---	----------------------	---	----------------------	---	----------------------	---	----------------------	---	----------------------	---	----------------------

Tyre Size

<input type="text"/>	<input type="text"/>	<input type="text"/>	<input type="text"/>	<input type="text"/>	<input type="text"/>	<input type="text"/>	<input type="text"/>	<input type="text"/>	<input type="text"/>
----------------------	----------------------	----------------------	----------------------	----------------------	----------------------	----------------------	----------------------	----------------------	----------------------

Axle Mass (t)

<input type="text"/>	<input type="text"/>	<input type="text"/>	<input type="text"/>	<input type="text"/>	<input type="text"/>	<input type="text"/>	<input type="text"/>	<input type="text"/>	<input type="text"/>
----------------------	----------------------	----------------------	----------------------	----------------------	----------------------	----------------------	----------------------	----------------------	----------------------

Ground Contact
Width (GCW) (m)

<input type="text"/>	<input type="text"/>	<input type="text"/>	<input type="text"/>	<input type="text"/>	<input type="text"/>	<input type="text"/>	<input type="text"/>	<input type="text"/>	<input type="text"/>
----------------------	----------------------	----------------------	----------------------	----------------------	----------------------	----------------------	----------------------	----------------------	----------------------

E Dimension Details

Total Length (metres)	Total Width (metres)	Total Height (metres)	Forward Projection (metres)	Rear Projection (metres)	Overhang (metres)
<input type="text"/>	<input type="text"/>	<input type="text"/>	<input type="text"/>	<input type="text"/>	<input type="text"/>

How to Measure - Motor Vehicle Examples

- A - Forward Projection**
B - Rear Projection
C - Overhang

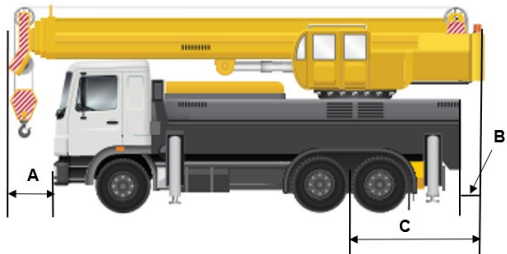
All Terrain Crane



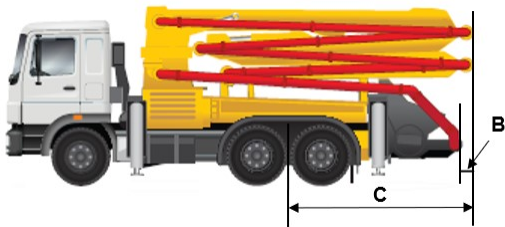
2 Axle Crane



Truck Mounted Crane



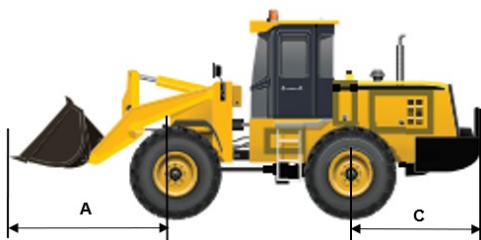
Concrete Pump Truck



Grader



Front End Loader



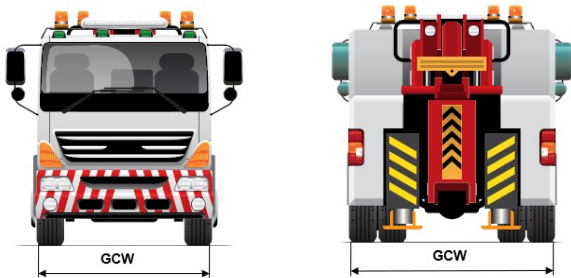
Forward Projection is measured from the front of the vehicle to any forward protruding item.

Rear Projection is measured from the rear of the vehicle to any rear protruding item.

Overhang for an **all terrain crane** is measured from the centre of the last axle to the rear of the crane or any rear protruding item.

Overhang for a **truck mounted vehicle** is measured from the centre of the rear axle group to the rear of the vehicle or any rear protruding item.

Ground Contact Width (GCW)



Ground Contact Width (GCW) is the measurement between the outermost point of ground contact of the outside tyres on each end of the axle.

F Travel and Route Details

Single Trip Only - Do not complete this section if applying for a Period Permit

Departure Address

Departing From

Latitude

Longitude

Street Address

Suburb

Postcode

Route Include all roads of the journey in sequence from start to end seperating each road with a comma.

Return Trip Required? ☐ Yes ☐ No Note: The return trip must be completed within the 30 days that the permit is valid.

Arrival Address

Travelling To

Latitude

Longitude

Street Address

Suburb

Postcode

Period Permit Only - Do not complete this section if applying for a Single Trip

☐ State Wide Follow the link below to the State Wide Parameters Table to determine if the vehicle is eligible for State Wide access.
[State Wide Parameters Table](#)
Vehicles not eligible for State Wide access must select from the Regions below.

Please select the Regions below

☐ Goldfields-Esperance ☐ Mid West-Gascoyne ☐ Great Southern ☐ Pilbara ☐ Kimberley ☐ Wheatbelt ☐ Metropolitan

South West Region - Please select the Shires below

☐ Augusta-Margaret River ☐ Bunbury ☐ Mandurah ☐ Boddington ☐ Collie ☐ Manjimup ☐ Boyup Brook ☐ Donnybrook-Balingup ☐ Nannup ☐ Bridgetown-Greenbushes

Cranes with 6 axles will not receive full access to the **Metropolitan** Region. If you wish to travel on roads not approved on your period permit, please apply for a Single Trip permit.

Cranes with 7 or more axles are not approved for Period Permits and are only eligible to apply for Single Trip permits.

Please note that **Busselton, Capel, Dardanup, Harvey, Murray and Waroona** in the South West Region have too many bridge restrictions and will not be included on any Period Permit. If you wish to travel in these areas, please apply for a Single Trip permit.

G Contact Details

Contact Name

Contact Phone Number

Email Address

H Payment Options

Please indicate your preferred payment method by ticking the appropriate box.

☐ **Credit Card**
If you wish to pay by credit card you will require a MOVES account. If you do not already have a MOVES account, please refer to our [website](#) for further information about how to register.

☐ **Electronic Funds Transfer (EFT)**
If you wish to pay by EFT HVS will contact you when the permit is ready for payment. Please note your permit will not be issued until the EFT payment has been confirmed.

☐ **Cash or EFTPOS**
If you wish to pay by cash or EFTPOS please visit Heavy Vehicle Services at 525 Great Eastern Highway, Redcliffe WA.

☐ **Cheque**
If you wish to pay by cheque please either post or pay directly to 525 Great Eastern Highway, Redcliffe WA. Please note your permit will not be issued until the cheque has cleared.

I Declaration

I declare that the vehicle(s) are sufficiently rated for this permit application and all information provided in this application is true and correct. I understand that if I have failed to disclose any relevant information or if any information that I have provided is found to be false or misleading, any exemption granted as a result of this application may be deemed invalid.

Signature

Applicant Name

Date