



mainroads
WESTERN AUSTRALIA

*We're working for
Western Australia.*

Road Train with Long Trailers Period Permit **Operating Conditions**

Printed copies are uncontrolled unless marked otherwise.
Refer to the Main Roads Website for current version.

D12#230806
November 2024

Contents

REFERENCES AND RELATED DOCUMENTS.....	4
DEFINITIONS	4
1 APPLICATION	5
1.1 Approved Vehicles.....	5
1.2 Approved Loads.....	5
1.3 Carrying Multiple Items	5
2 COMPLYING WITH LICENCING CONDITIONS	5
3 COMPULSORY HEAVY VEHICLE INCIDENT REPORTING.....	5
4 DIMENSION REQUIREMENTS	5
4.1 Maximum Combination Length.....	5
4.2 Maximum Trailer Length.....	5
4.3 Height Requirements	6
5 ACCESS REQUIREMENTS.....	6
5.1 Approved Roads and Conditions.....	6
5.2 Route Survey.....	6
6 SPEED & SAFE TRAVEL CONDITIONS	6
6.1 Speed Restrictions.....	6
6.2 Minimum Following Distance.....	6
6.3 Poor Visibility	7
6.4 Overtaking	7
7 WARNING DEVICES	7
7.1 Warning Lights.....	7
7.2 Additional Warning Devices at Night	7
7.3 Warning Signs for Certain Combinations.....	7
7.4 Warning Signs Specifications	8
7.5 Warning Signs Not to be Displayed on Other Vehicles	8
8 PILOT REQUIREMENTS	9
8.1 Standard Pilot Requirements.....	9
8.2 Number of Pilot Vehicles	9
9 PERMIT STATUS.....	9
9.1 Permit Suspension & Revocation	9
9.2 Permit Amendments & Notifications	9
10 APPENDICES	10
Appendix 1 – RAV Warning Signs	11
Appendix 2 – Example RAV Warning Sign with Sizing Specifications.....	12

Document Control

Owner	Main Roads Heavy Vehicle Services
Custodian	Manager Heavy Vehicle Road Network Access
Document Number	D12#230806
Issue Date	1 March 2022
Review Frequency	As required

Amendments

Revision Number	Revision Date	Description of Key Changes	Section / Page No.
1	23/04/2020	Updated document format, amended access, pilot requirements and warning devices at night.	All
2	03/08/2020	Changed name from RAV Network to Tandem Drive Network	Pg. 4, Sections 5.1.3, 5.1.4 and 6.1.1
3	08/09/2020	Updated Compulsory Heavy Vehicle Incident Reporting.	Section 3
4	1/03/2022	Added Clause 4.3 Height Requirements	Section 4
5	01/07/2024	Added RAV Warning Sign requirements.	s.7, Appendix 1 and 2.
6	01/08/2024	Added standard following distance, poor visibility and overtaking clauses. Clarify RAV Warning Sign requirements.	s.6 and 7, Appendix 1 and 2.
7	12/11/2024	Amended RAV warning sign requirements.	s.7

REFERENCES AND RELATED DOCUMENTS

The following documents relate to these Operating Conditions and are available on the Main Roads website:

Document Name	Location
Guidelines for Transporting Multiple Items on an Oversize or Over-mass Vehicle	https://www.mainroads.wa.gov.au/globalassets/heavy-vehicles/getting-a-permit/osom/guidelines-for-transporting-multiple-items-on-an-oversize-or-over-mass-vehicle.pdf?v=4a7c05
Oversize Vehicle & Pilot Vehicle General Requirements	https://www.mainroads.wa.gov.au/globalassets/heavy-vehicles/getting-a-permit/osom/oversize-vehicle-and-pilot-vehicle-general-requirements.pdf?v=49f806

DEFINITIONS

The following are definitions for terms used in these Operating Conditions. Refer to the definitions in the *Road Traffic (Administration) Act 2008* and the *Road Traffic (Vehicles) Act 2012* and any subsidiary legislation to these Acts for the meanings of any terms not defined in this section. If a definition in the relevant Acts or the subsidiary legislation conflicts with a definition in this section, the definition in this section prevails for the purpose of these Operating Conditions.

Term	Definition
Licensing Authority	A Government Authority responsible for the administration of the vehicle licensing provision of the law of the relevant State, Territory or the Commonwealth.
Main Roads Website	www.mainroads.wa.gov.au – documents referenced within these operating conditions are published on the Oversize Over-mass Permits page.
Permit	A permit issued under Part 4 of the Road Traffic (Vehicles) Act 2012, which these Operating Conditions form part of.
Permit Holder	The Operator to whom the permit is issued.
Posted Speed Limit	The speed limit indicated by the numerals on the speed limit sign or 50 kilometres per hour in the absence of a speed limit sign in a built-up area.
RAV	An approved vehicle to which the “ <i>Road Train with Long Trailers Period Permit</i> ” applies.
Road Train with Long Trailers Network	The Road Train with Long Trailers Network approved roads are published on the Road Train with Long Trailers page of the Main Roads website.
Tandem Drive Network 5	The Tandem Drive Network 5 approved roads are published in the form of Road Tables or are available on the RAV Mapping Tool on the Main Roads website.

1 APPLICATION

1.1 Approved Vehicles

1.1.1 The *Road Train with Long Trailers Period Permit* applies to a RAV consisting of:

- (a) A tandem drive prime mover towing a semi-trailer; and
- (b) Towing a dog trailer or a converter dolly only.

1.1.2 At least one (1) of the semi-trailers in the RAV must be an over-length semi-trailer or an extendable semi-trailer.

1.2 Approved Loads

1.2.1 The *Road Train with Long Trailers Period Permit* applies to a RAV carrying over-length indivisible items.

1.2.2 The *Road Train with Long Trailers Period Permit* applies to a RAV travelling empty, provided the trailers are reduced to the smallest possible dimension.

1.3 Carrying Multiple Items

A RAV may carry multiple items, provided the items are carried in accordance with the *Guidelines for Transporting Multiple Items on an Oversize or Over-mass Vehicle*, available on the Oversize Over-mass Permits page on the Main Roads website.

2 COMPLYING WITH LICENCING CONDITIONS

Drivers and operators are reminded that in addition to these Operating Conditions, the RAV must be driven in accordance with any conditions of the vehicle's licence, as imposed by the relevant Licensing Authority.

3 COMPULSORY HEAVY VEHICLE INCIDENT REPORTING

All on-road incidents involving a RAV must be reported to Main Roads Heavy Vehicle Services by the permit holder. The Heavy Vehicle Incident Reporting form is available on the Incident Reporting page on the Main Roads website and it must be submitted within 48 hours of the incident occurring.

4 DIMENSION REQUIREMENTS

A RAV is required to comply with statutory dimension limits unless a modified dimension limit is specified in this section.

4.1 Maximum Combination Length

4.1.1 A RAV consisting of a semi-trailer and a dog trailer must not exceed an overall length of 53.5 metres.

4.1.2 A RAV consisting of a semi-trailer and converter dolly only:

- (a) Must not exceed an overall length of 30 metres; and
- (b) Must not exceed 25 metres in length, inclusive of the load, when excluding the dolly.

4.2 Maximum Trailer Length

A semi-trailer (whether or not forming part of a dog trailer) used in a RAV must not exceed an overall length 22 metres, when fully extended.

4.3 Height Requirements

- 4.3.1** A RAV must not exceed a height of 4.3 metres, unless otherwise specified in sub-clause 4.3.2.
- 4.3.2** A RAV may operate with a height up to 4.6 metres, provided the RAV is carrying over-length sections of polyethylene pipe only and does not exceed the mass limits specified in the following table:

Axle Group	Mass Limit
Tandem Drive Axle Group	14 t
Lead Semi Trailer Tri Axle Group	14 t
Tandem Dolly Axle Group	14.5 t
Tri Dolly Axle Group	16 t
Rear Semi-Trailer Tri Axle Group when connected to a Tandem Dolly	14.5 t
Rear Semi-Trailer Tri Axle Group when connected to a Tri Dolly	16 t

5 ACCESS REQUIREMENTS

5.1 Approved Roads and Conditions

- 5.1.1** A RAV consisting of a semi-trailer and a dog trailer must not operate on any road that is not in the Road Train with Long Trailers Network.
- 5.1.2** A RAV must operate in accordance with any conditions specified for a particular road in the Road Train with Long Trailers Network.
- 5.1.3** A RAV consisting of a semi-trailer and converter dolly only, may operate on a road in Tandem Drive Network 5.
- 5.1.4** A RAV must operate in accordance with any conditions specified for a particular road in Tandem Drive Network 5, other than a condition requiring the operator to obtain road manager support.

5.2 Route Survey

Prior to departure, the operator or driver of the RAV must assess the route of travel to ensure that it is suitable for use and that it can be driven along without contravening these Operating Conditions.

6 SPEED & SAFE TRAVEL CONDITIONS

6.1 Speed Restrictions

Unless otherwise specified as a condition for a particular road in the Approved Network, a RAV must not travel at a speed exceeding 10 km/h lower than the posted speed limit, where the posted speed limit is greater than 60 km/h.

6.2 Minimum Following Distance

The driver of a RAV must maintain a distance of at least 200 metres from any other heavy vehicle travelling in front of it, unless:

- The RAV is overtaking the vehicle in front or the vehicle in front is stopping; or
- There is a separate lane available for the use of overtaking traffic; or

- (c) The RAV is in an urban area and it is not reasonably practicable to maintain such a distance; or
- (d) The RAV is stopped, or coming to a stop for the purpose of complying with a provision of any law or avoiding conflict with other traffic.

6.3 Poor Visibility

6.3.1 The driver of a RAV must not begin to travel if, due to circumstances such as fog, heavy rain, smoke, dust or insect plague:

- (a) The visibility is less than 250 metres during the day; or
- (b) The headlights of a vehicle approaching within 250 metres could not be seen at night.

6.3.2 Where a RAV is already travelling when visibility is reduced to the level described above, the driver must drive into the nearest safe parking area and wait until visibility improves beyond that level before continuing to travel.

6.4 Overtaking

The driver of the RAV must not overtake another vehicle, unless:

- (a) There is a separate lane available for the purpose of overtaking traffic; or
- (b) The vehicle in front is stopping; or
- (c) The vehicle in front is travelling at a significantly lower speed, i.e., 20 km/h or more below the RAVs legal speed limit; and
- (d) It is safe to do so.

7 WARNING DEVICES

7.1 Warning Lights

7.1.1 A RAV must operate with headlights switched on at all times.

7.1.2 A RAV in excess of 25 metres in length must display at least one amber flashing warning light, which must be visible at a distance of 500 metres in all directions, or must be supplemented by additional warning lights so at least one warning light is visible in all directions.

7.1.3 A warning light must comply with the requirements in the *Oversize Vehicle & Pilot Vehicle General Requirements*.

7.1.4 A RAV must not display an amber flashing warning light if not required under this clause.

7.2 Additional Warning Devices at Night

A RAV travelling at night must also display:

- (a) Lights showing yellow to the front and red to the rear (known as “side markers”), no more than 2 metres apart along both sides of the vehicle or load; and
- (b) An amber flashing warning light mounted on the extremity of any overhanging load.

7.3 Warning Signs for Certain Combinations

7.3.1 In addition to, or instead of, a “Road Train” or “Long Vehicle” sign, a RAV may display one of the RAV warning signs specified in this clause.

- 7.3.2** A RAV exceeding 22 metres in length, but not exceeding 27.5 metres in length, may display a 27.5m Long RAV Warning Sign, as specified in [Appendix 1](#).
- 7.3.3** A RAV exceeding 27.5 metres in length, but not exceeding 36.5 metres in length, may display a 36.5m Long RAV Warning Sign, as specified in [Appendix 1](#).
- 7.3.4** A RAV exceeding 36.5 metres in length, but not exceeding 53.5 metres in length, may display a 53.5m Long RAV Warning Sign, as specified in [Appendix 1](#).
- 7.3.5** The RAV warning sign must only be fitted horizontally on the rear of the RAV.

7.4 Warning Signs Specifications

- 7.4.1** The RAV warning sign must be manufactured in one or 2 parts from:
- (a) sheet steel with a minimum thickness of 0.8 mm thick; or
 - (b) a sticker attached to an equivalent rigid surface; or
 - (c) a flexible vinyl material, provided the sign is attached in such a manner that ensures it remains taut and clearly visible.
- 7.4.2** The RAV warning sign must be at least 1.02 metres wide and at least 250 millimetres high.
- 7.4.3** The RAV warning sign must display the words specified in [Appendix 1](#), in black capital letters at least 80 millimetres high in typeface Helvetica Neue Bold Condensed.
- 7.4.4** If the RAV warning sign is in 2 parts, it must be split as shown in [Appendix 1](#).
- 7.4.5** The RAV warning sign must have a black border. A black border is not required on the inside of a RAV warning sign split in 2 parts.
- 7.4.6** The RAV warning sign must display the sign manufacturer's name or logo, and the brand and class of retro-reflective material used, in block letters not over 10 mm high.
- 7.4.7** The RAV warning sign must be coated with yellow retro-reflective material that complies with class 100 or 400 of AS1906.1 – 2017 *Retroreflective Materials and Devices for Road Traffic Control Purposes – Retroreflective Sheeting*.
- 7.4.8** The RAV warning sign must only be fitted on the rear of the RAV and so:
- (a) no part of the sign is —
 - (i) over 2.75 m above ground level; or
 - (ii) under 500 mm above ground level;and
 - (b) if the sign is in 2 parts, the parts are fitted at the same height above ground level.

Note: Refer to [Appendix 2](#) for example RAV Warning Sign with sizing specifications.

7.5 Warning Signs Not to be Displayed on Other Vehicles

- 7.5.1** The whole or a part of a RAV warning sign must not be displayed unless it is displayed in accordance with this section.
- 7.5.2** A RAV must not display a warning sign not specified in this section.

8 PILOT REQUIREMENTS

8.1 Standard Pilot Requirements

- 8.1.1 The driver of the pilot vehicle and RAV must comply with the *Oversize Vehicle & Pilot Vehicle General Requirements*.
- 8.1.2 The Pilot Vehicle must comply with the requirements stipulated in the *Oversize Vehicle & Pilot Vehicle General Requirements*.
- 8.1.3 The driver of a pilot vehicle must use UHF Channel 40 at regular intervals to warn oncoming traffic of the approaching oversize load.

Note: *If a RAV is required to be accompanied by a pilot vehicle, the driver of the pilot vehicle must ensure that they comply with each provision of the permit that applies to the pilot vehicle.*

8.2 Number of Pilot Vehicles

A RAV must be accompanied by a pilot vehicle when travelling through the intersection of Exploration Drive and Dampier Highway in Gap Ridge within the City of Karratha.

9 PERMIT STATUS

9.1 Permit Suspension & Revocation

- 9.1.1 Approval to operate a RAV under a permit may be suspended when road and/or traffic conditions are considered unsuitable. Main Roads personnel, WA Police or Traffic Escort Wardens, may make verbal notification of such suspension.
- 9.1.2 Approval to operate a RAV under a permit may be suspended or revoked if the operator or vehicle combination fails to comply with any of the requirements specified in the permit or these Operating Conditions.

9.2 Permit Amendments & Notifications

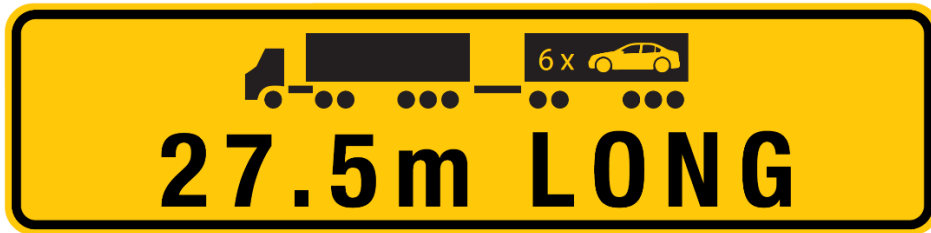
- 9.2.1 These Operating Conditions are subject to occasional amendments. If amendments are made that impact transport operators, they will be published as an “HVS Update” on the Main Roads website on the first working day of the month. Operators and drivers are required to ensure that they are operating vehicles on the public road network in accordance with the current and up to date Operating Conditions.
- 9.2.2 The RAV Networks are subject to periodic amendments, which include additional roads being included in the lists, roads being removed from the lists, or amendments being made to a condition relating to a particular road in the lists. RAV Networks updates will be effective from the Wednesday following the amendment and the RAV Networks are maintained in the RAV Mapping Tool on the Main Road website. Operators and drivers are required to ensure they are operating vehicles on the public road network in accordance with the current and up to date RAV Networks.
- 9.2.3 Heavy Vehicle Travel Impacts are published when road conditions may impede the movement of Restricted Access Vehicles. Operators and drivers are required to check the Heavy Vehicle Travel Impacts in the RAV Mapping Tool on the Main Roads website immediately prior to operating the vehicle on the public road network to ensure that there is no relevant information that will impede their vehicle operating on the WA road network.
- 9.2.4 All conditions stipulated in HVS Updates or Heavy Vehicle Travel Impacts must be adhered to.

10 APPENDICES


Appendix	Title
Appendix 1	RAV Warning Signs
Appendix 2	Example RAV Warning Sign with Sizing Specifications

Appendix 1 – RAV Warning Signs

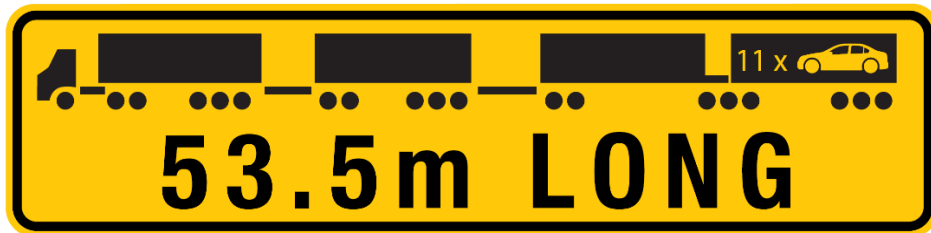
27.5m Long RAV Warning Sign:



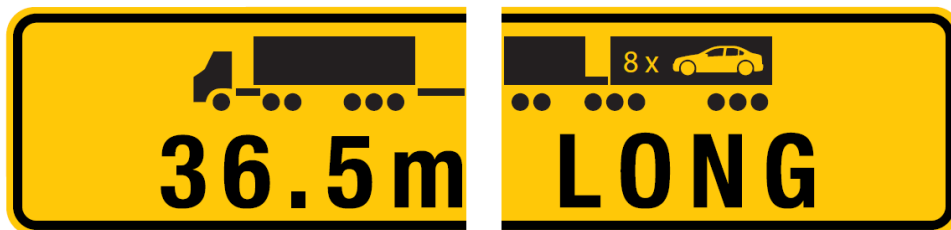
36.5m Long RAV Warning Sign:



53.5m Long RAV Warning Sign:



Split RAV Warning Sign:



Appendix 2 – Example RAV Warning Sign with Sizing Specifications

