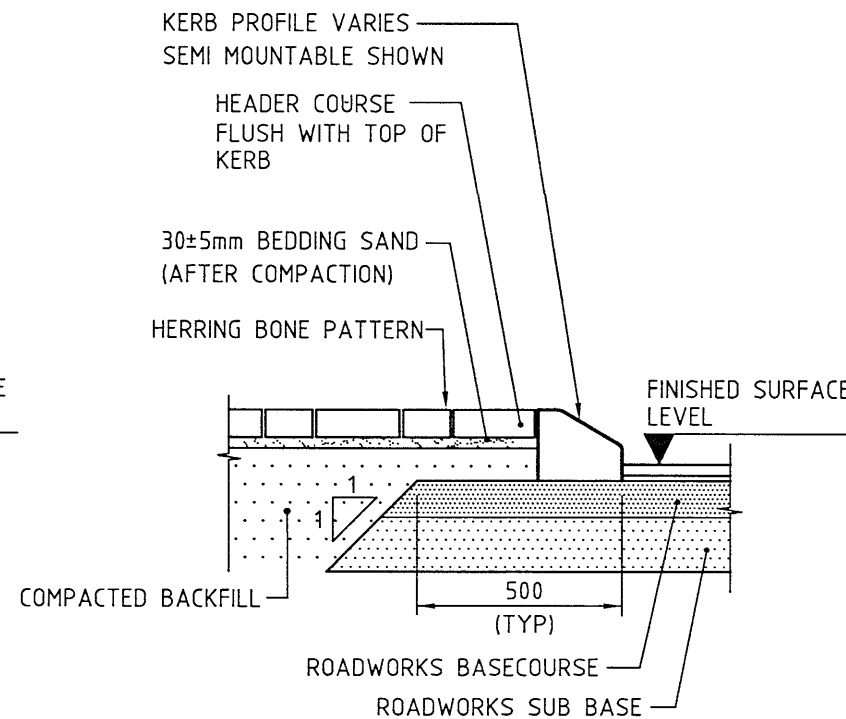
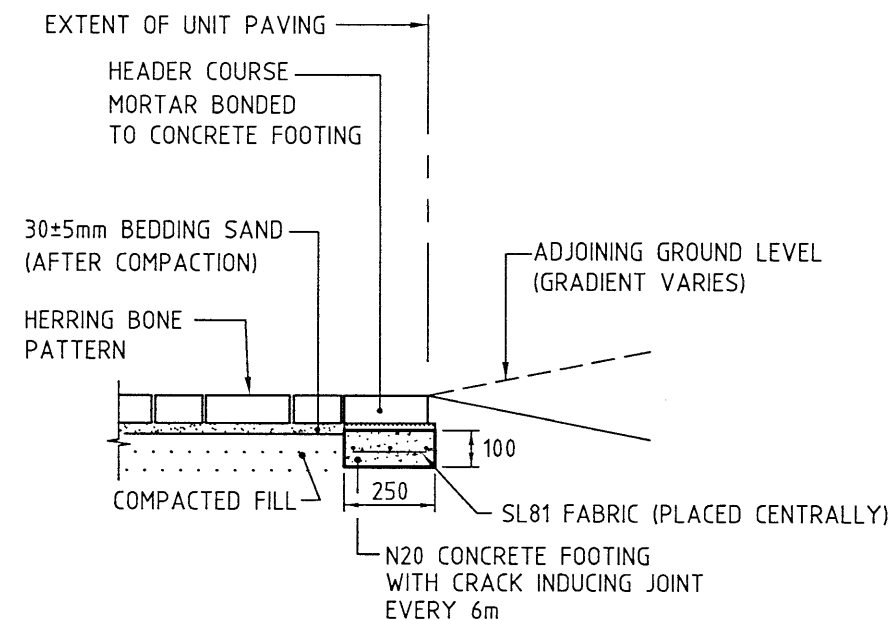


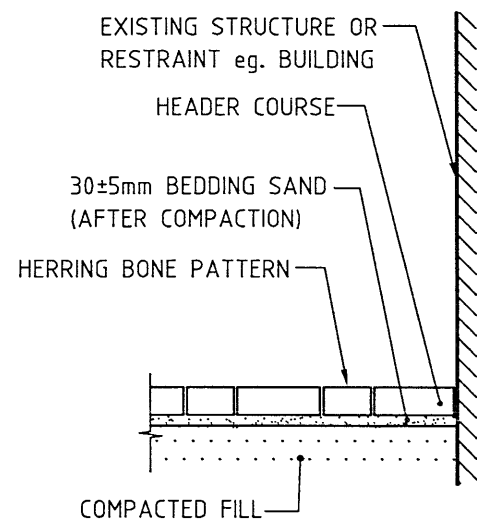
DETAIL ①
TRAFFICABLE EDGE
PAVING ADJACENT TO KERB EDGE



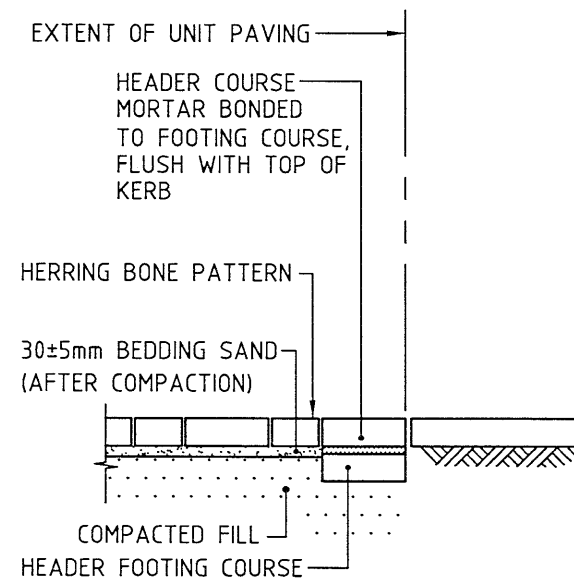
DETAIL ②
NON-TRAFFICABLE EDGE
PAVING ADJACENT TO KERB EDGE



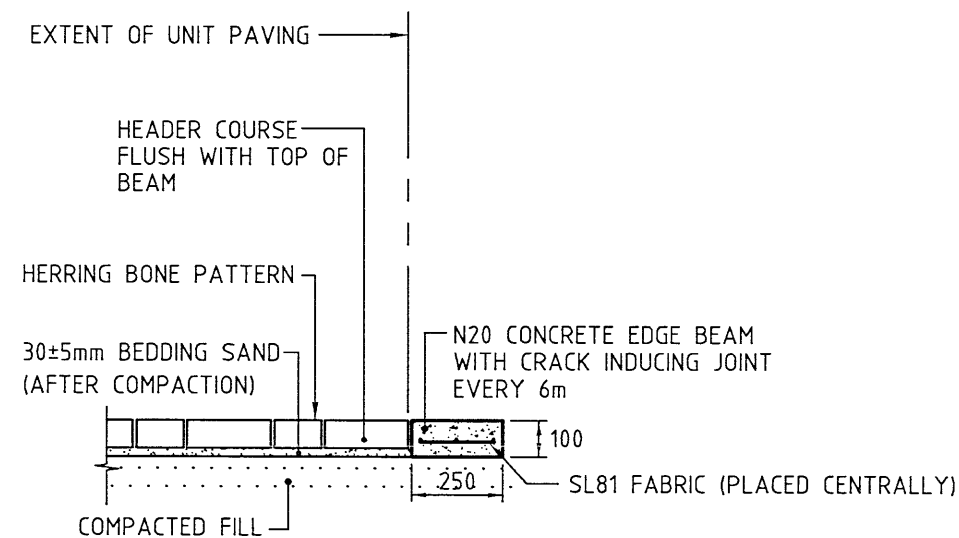
DETAIL ③
NON-TRAFFICABLE EDGE
UNRESTRAINED EDGE
PAVING ADJACENT TO EXISTING LAWN OR SAND



DETAIL ④
NON-TRAFFICABLE EDGE
RESTRAINED EDGE
PAVING ADJACENT TO EXISTING STRUCTURES OR RESTRAINT



DETAIL ⑤
NON-TRAFFICABLE EDGE
PAVING TYING INTO EXISTING PAVING



DETAIL ⑥
TRAFFICABLE EDGE
PAVING TYING INTO CONCRETE EDGE BEAM

NOTES

- ALL DIMENSIONS ARE IN MILLIMETRES.
- IF BRICK COLOUR NOT SPECIFIED ON DRAWINGS:
 - FOR HERRING BONE PATTERN USE MIDLAND BRICK 'RED' OR SIMILAR APPROVED COLOUR.
 - FOR HEADER USE MIDLAND BRICK 'GOLDEN DUNE' OR SIMILAR APPROVED COLOUR.
- ALL PAVERS TO BE HEAVY DUTY UNLESS SPECIFIED OTHERWISE.



No.	DESCRIPTION	APPROVED & DATE	No.	DESCRIPTION	APPROVED & DATE
1	NOTE 2 AMENDED.				
AMENDMENTS			AMENDMENTS		

METADATA

GROUND SURVEY STANDARD:
DATE OF CAPTURE:
MAPPING SURVEY STANDARD:
DATE OF CAPTURE:
MAIN ROADS PROJECT ZONE:
HEIGHT DATUM:



STANDARD DRAWING EDGE TREATMENTS

SEGMENTAL PAVING DETAILS HERRING BONE PATTERN

DESIGNED ROAD AND TRAFFIC ENGINEERING	VERIFIED J. KARPINSKI 29/07/03
DRAWN J. COOK	APPROVED T. FREEMAN 30/07/03
DRAWING TYPE 1415	FILE NUMBER 200331-156-1