

# SPECIAL PURPOSE VEHICLE (SPV) PERMITS

## OPERATOR INFORMATION SHEET

### What is a Special Purpose Vehicle?

A Special Purpose Vehicle (SPV) is a vehicle, other than a tow truck or an agricultural vehicle, built for a particular purpose other than carrying a load, unless the load is essential for the operation of the SPV.

If you're driving an SPV on a public road in WA, it must be licensed or have a [Department of Transport unlicensed vehicle permit](#).

### When do you Require a Permit?

If your SPV is exceeding a mass or dimension prescribed in *Part 8 of the Road Traffic (Vehicle) Regulations 2014*, it must be operated in accordance with the relevant Main Roads order or permit.

A relevant Main Roads permit must also be obtained if the Department of Transport vehicle licensing conditions show 024 – *Movement in accordance with Main Roads WA permit, notice or order*.

### SPV Period Permits

An SPV that falls within the parameters of the [Special Purpose Vehicle State-Wide Parameters Table](#) is eligible to apply for a 12 or 36 month [State-Wide \(Standard\) period permit](#).

If your SPV falls outside of the State-Wide parameters or is a plant trailer, then you must nominate the Regions and/or Local Government Areas where you would like to operate.

Cranes with 7 or more axles are not approved for period permits and are only eligible to apply for single trip permits.

### Ensure your Route is Suitable

Prior to departure, you must assess the route of travel to ensure that it is suitable for use and the SPV can be driven without contravening the [Special Purpose Vehicle Standard Operating Conditions](#).

You must adhere to any additional conditions or pilot requirements specified on the permit or specific to the route you wish to take.

For example, as per the SPV Standard Operating Conditions, *when travelling on Tonkin Highway, north of Roe Highway, the SPV must be followed by a minimum of two (2) pilot vehicles to manage traffic approaching from the rear*.

When operating under an SPV period permit, the route must also be checked for any restricted structures.

### How to Check your Restricted Structures

All SPV period permits will have a list of Restricted Structures. These are bridges that are not to be crossed when operating under an SPV period permit.

An SPV operating under a [State-Wide \(Standard\) period permit](#) must not cross a bridge shown in the relevant Restricted Structures lists shown below.

[2, 3 and 4 Axle Special Purpose Vehicles Restricted Structures](#)

[All Terrain Special Purpose Vehicles Restricted Structures](#)

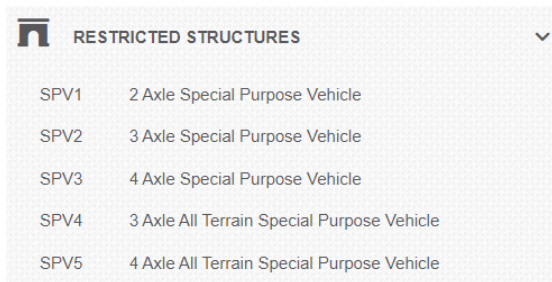
The State-Wide (Standard) Restricted Structures Lists can also be viewed using our [RAV Mapping Tool](#).

An SPV operating under a [12 month Motor Vehicle or Combination period permit](#) will have an individual Restricted Bridge list, which will be specified on the permit. As this list is vehicle specific, it cannot be viewed on the RAV Mapping Tool. However, individual

bridges can be located on the RAV Mapping Tool by searching for the bridge number.

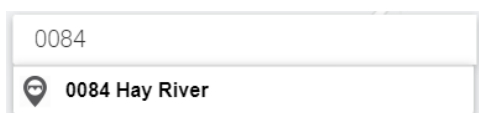
### How to Use the RAV Mapping Tool

Using the left side menu of the [RAV Mapping Tool](#), click on the Restricted Structures dropdown list and select the relevant SPV type. These filters can only be used for an SPV operating under a [State-Wide \(Standard\) period permit](#).

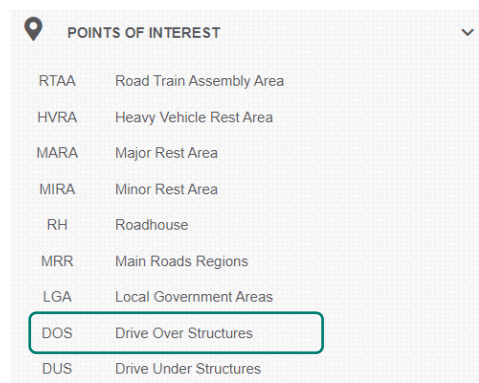


The restricted structures for your SPV will now show on the map. If a restricted structure cannot be avoided, you must apply for an [SPV Bridge Crossing permit](#).

An SPV operating under a [12 month Motor Vehicle or Combination period permit](#) can view a specific bridge from their Restricted Bridge List by entering the bridge number in the search function of the [RAV Mapping Tool](#).



You can also display all structures using the [Drive Over Structures](#) option under the Points of Interest dropdown list using the left side menu of the [RAV Mapping Tool](#).



If a restricted structure cannot be avoided, you must apply for an [SPV Bridge Crossing permit](#).

### Operating Conditions

All SPV's operating under a permit must comply with the [Special Purpose Vehicle Standard Operating Conditions](#)

#### When do you Require a Single Trip Permit?

If your SPV is not eligible to have a period permit or you need to operate the SPV on a route not covered by the current period permit, you can apply for a single trip permit.

A single trip permit is route specific and must only be used for a single return journey within the valid 30-day period.

Vehicles that do not yet have a current period permit can also apply for single trip permits until they obtain their period permit.

An SPV requiring travel onto a Freeway will require a single trip permit.

#### When do you Require a Bridge Crossing Permit?

If you need to cross a bridge that is restricted for your SPV on the period permit, you can apply for a Bridge Crossing single trip permit.

### Further information

For further information please visit the [Special Purpose Vehicle](#) page of our website.

You can also contact the SPV Team via our dedicated Heavy Vehicle Help Desk on 138 486 or email to [hvospv@mainroads.wa.gov.au](mailto:hvospv@mainroads.wa.gov.au)