



mainroads
WESTERN AUSTRALIA

*We're working for
Western Australia.*

Oversize Road Train and B-Double Period Permit **Operating Conditions**

Printed copies are uncontrolled unless marked otherwise.
Refer to the Main Roads website for the current version.

D13#164264
June 2026

Contents

| | |
|--|-----------|
| DEFINITIONS | 6 |
| REFERENCES AND RELATED DOCUMENTS | 7 |
| 1 APPLICATION | 8 |
| 1.1 Approved Vehicles | 8 |
| 1.2 Approved Axle Configuration | 10 |
| 1.3 Non-Approved Vehicles | 10 |
| 2 COMPULSORY WA HEAVY VEHICLE ACCREDITATION..... | 10 |
| 2.1 Requirement for Accreditation..... | 10 |
| 2.2 Effect on the Permit | 10 |
| 2.3 Non-Application of this Section | 10 |
| 3 LICENSING REQUIREMENTS..... | 11 |
| 3.1 Requirement for Appropriate Vehicle Licensing | 11 |
| 3.2 Complying with Licence Conditions..... | 11 |
| 4 USING A NON-COMPLYING VEHICLE..... | 11 |
| 4.1 Accepted Non-Complying Vehicles | 11 |
| 5 DIMENSION REQUIREMENTS..... | 11 |
| 5.1 Length Limits | 11 |
| 5.2 Width Limits | 11 |
| 5.3 General Height Limits | 11 |
| 5.4 Axle Spacings..... | 12 |
| 5.5 Trailer Gap Requirements..... | 12 |
| 6 CONCESSIONS WHEN CARRYING OVERSIZE HUTS | 13 |
| 6.1 Application of this Section..... | 13 |
| 6.2 Forward Projection..... | 13 |
| 6.3 Rear Overhang | 13 |
| 6.4 S-Dimension | 13 |
| 6.5 Length Allowance | 14 |
| 6.6 Height Allowance | 14 |
| 7 CONCESSION WHEN CARRYING CRANE COUNTERWEIGHTS AND A LATTICE BOOM SECTION..... | 14 |
| 7.1 Application of this Section..... | 14 |
| 7.2 Height Allowance | 14 |
| 8 WARNING LIGHTS, FLAGS & DELINEATION..... | 14 |
| 8.1 Lights..... | 14 |
| 8.2 Warning Flags..... | 14 |
| 8.3 Delineating Side Projection | 15 |
| 8.4 Additional Warning Devices at Night | 15 |
| 9 WARNING SIGN REQUIREMENTS | 15 |
| 9.1 Warning Signs for Certain Combinations | 15 |
| 9.2 Oversize Warning Sign | 15 |
| 9.3 Warning Signs Specifications..... | 16 |

| | | |
|-----------|--|-----------|
| 9.4 | Warning Signs Not to be Displayed on Other Vehicles..... | 16 |
| 10 | CURFEWS | 16 |
| 10.1 | Night Curfew..... | 16 |
| 10.2 | Metropolitan Curfew..... | 16 |
| 11 | ACCESS REQUIREMENTS | 17 |
| 11.1 | Prohibited Roads | 17 |
| 11.2 | Approved Roads & Conditions | 17 |
| 11.3 | Route Survey..... | 17 |
| 11.4 | Other Agency Height Approval..... | 18 |
| 12 | SPEED & SAFE TRAVEL REQUIREMENTS | 18 |
| 12.1 | Speed Restrictions..... | 18 |
| 12.2 | Minimum Following Distance | 18 |
| 12.3 | Poor Visibility | 18 |
| 12.4 | Overtaking | 18 |
| 12.5 | Parking | 19 |
| 13 | CARRYING MULTIPLE ITEMS | 19 |
| 14 | COMPULSORY HEAVY VEHICLE INCIDENT REPORTING | 19 |
| 15 | AMENDMENTS TO OPERATING CONDITIONS & ACCESS | 19 |
| 15.1 | Access Approval Suspension & Revocation..... | 19 |
| 15.2 | Amendments & Notifications | 19 |
| 16 | APPENDICES | 20 |
| | Appendix 1: Metropolitan Area Curfew Map | 21 |
| | Appendix 2 – RAV Warning Signs..... | 22 |
| | Appendix 3 – Example RAV Warning Sign with Sizing Specifications | 23 |

Document Control

| | |
|-------------------------|---|
| Owner | Main Roads Heavy Vehicle Services |
| Custodian | Manager Heavy Vehicle Road Network Access |
| Document Number | D13#164264 |
| Issue Date | 1 February 2021 |
| Review Frequency | As Required |

Amendments

| Revision Number | Revision Date | Description of Key Changes | Section |
|-----------------|-------------------|--|------------------------------|
| 1 | 1 February 2021 | Updated document format and amended load height provision to 4.9m, specifically when carrying oversize huts. | All, cl.8.4 & 10.2 |
| 2 | 26 May 2023 | Updated vehicle category chart. Added trailer gap requirements. Added 40 metre combinations and associated access provisions. Provided forward project, rear overhang and S-dimension concessions for oversize huts. | cl. 1.1, 4.5, 5, 8.2 |
| 3 | 21 September 2023 | Added Category 1.1 RAV to Section 5 and added clause 5.5 to allow this combination length to exceed 20.0 metres, but not exceed 22.0 metres, excluding the dolly. | 5 |
| 4 | 21 November 2023 | Amended General Height Limits to remove minimum 14.0 tonnes on tandem axle groups and added note about WAHVA requirements to manage rollover risk and a link to online SRT calculator. Clarified the prevailing dimension requirements when carrying one (1) oversize hut on each trailer. | cl. 4.3 & s.5. |
| 5 | 01/07/2024 | Added RAV Warning Sign requirements. Removed reference to LV: Low Volume Roads. | s.7, Appendix 2 and 3, s.9. |
| 6 | 01/08/2024 | Amended oversize huts concession so height concession also applies to Cat. 1-4 combinations. Clarified RAV Warning Sign requirements. Inserted standards Speed & Safe Travel Requirements. | s.5, 7, 10 Appendix 2 and 3. |
| 7 | 12/11/2024 | Amended RAV warning sign requirements. | s.7 |
| 8 | 10/12/2024 | Added height concession for Cat. 3.2 and 4.1 RAVs carrying counterweights and a lattice boom section. | Inserted Section 6. |
| 9 | 21/01/2025 | Clarified "non-approved" vehicle combinations. | cl. 1.3 |

| | | | |
|----|------------|---|---|
| 10 | 31/01/2025 | Correct height error for Cat.3.2 and 4.1 RAVs and clarified associated conditions. | cl. 1.1, 4.3, 6.2 |
| 11 | 03/10/2025 | Added provisions to allow the movement of oversize empty off-road mining trailers. Clarified accreditation and licensing requirements, speed requirements and added parking requirements. | cl. 1.1, 1.2, 4.2, 11.2, s.2, 3, cl. 12.1, 12.5 |
| 12 | 30/10/2025 | Updated hyperlinks due to website changes. | All |
| 13 | 8/06/2026 | Clarified definition for large indivisible item. | Definitions |

DEFINITIONS

The following are definitions for terms used in these Operating Conditions. Refer to the definitions in the Road Traffic (Administration) Act 2008 and the Road Traffic (Vehicles) Act 2012 and any subsidiary legislation to these Acts for the meanings of any terms not defined in this section. If a definition in the relevant Acts or the subsidiary legislation conflicts with a definition in this section, the definition in this section prevails for the purpose of these Operating Conditions.

| Term | Definition |
|-------------------------------|--|
| Curfew | A period when the movement of a RAV is not permitted |
| Day | The hours between sunrise and sunset. Sunrise and sunset times can be obtained from the Perth Observatory website at www.perthobservatory.com.au/ or by contacting the Perth Observatory on 08 9293 8255, or from the Geoscience Australia website at http://www.ga.gov.au/geodesy/astro/sunrise.jsp |
| Large Indivisible Item | <p>An item that cannot be divided without extreme effort, expense or risk of damage to it; and cannot be carried on any vehicle without exceeding a mass or dimension limit.</p> <p>For the purpose of this guideline a large indivisible item:</p> <ul style="list-style-type: none"> (a) Includes equipment that is essential for transporting the large indivisible load, such as customised framing necessary to support the large indivisible load. (b) Does not include a container or other receptacle exceeding a statutory dimension limit and carrying bulk or general freight. (c) Does not include grillage or transport / loading beams. |
| Licensing Authority | A Government Authority responsible for the administration of the vehicle licensing provision of the law of the relevant State, Territory or the Commonwealth. |
| Main Roads Website | www.mainroads.wa.gov.au |
| Metropolitan Area | As depicted in <i>Appendix 1</i> , means the area within – <ul style="list-style-type: none"> (a) the northern boundaries of the local government districts of Wanneroo, Swan and Mundaring; (b) the eastern boundaries of the local government districts of Wanneroo, Swan, Mundaring, Kalamunda, Armadale and Serpentine-Jarrahdale; (c) the southern boundaries of the local government districts of Serpentine-Jarrahdale and Rockingham; and (d) the Indian Ocean coastline. |
| Night | The hours between sunset and sunrise. Sunset and sunrise times can be obtained from the Perth Observatory website at www.perthobservatory.com.au/ or by contacting the Perth Observatory on 08 9293 8255, or from the Geoscience Australia website at http://www.ga.gov.au/geodesy/astro/sunrise.jsp |
| Peak Traffic Periods | The hours of 7:30am to 9:00am and 4:30pm to 6:00pm, Monday to Friday (public holidays excluded). |
| Permit | A permit issued under Part 4 of the <i>Road Traffic (Vehicles) Act 2012</i> , which these conditions form part of. |
| Permit Holder | The Operator to whom the permit is issued. |

| Term | Definition |
|---|---|
| Posted Speed Limit | The speed limit indicated on the speed limit sign or in the absence of a speed limit sign in a built-up area, 50 kilometres per hour. |
| RAV | An approved vehicle combination to which the <i>Oversize Road Train and B-double Period Permit</i> applies. |
| RAV Mapping Tool | https://mrwebapps.mainroads.wa.gov.au/hvsnetworkmap |
| Tandem Drive Network 7 | The Tandem Drive Network 7 approved roads are published in the form of Road Tables or are available on the RAV Mapping Tool on the Main Roads website. |
| Tandem Drive Network 9 | The Tandem Drive Network 9 approved roads are published in the form of Road Tables or are available on the RAV Mapping Tool on the Main Roads website. |
| 27.5 m Oversize B-double Network | The 27.5 m Oversize B-double Network of approved roads are published in the form of Road Tables or are available on the RAV Mapping Tool on the Main Roads website. |
| 27.5 m Oversize Road Train Network | The 27.5 m Oversize Road Train Network of approved roads are published in the form of Road Tables or are available on the RAV Mapping Tool on the Main Roads website. |
| 36.5 m Oversize Road Train Network | The 36.5 m Oversize Road Train Network of approved roads are published in the form of Road Tables or are available on the RAV Mapping Tool on the Main Roads website. |
| 53.5 m Oversize Road Train Network | The 53.5 m Oversize Road Train Network of approved roads are published in the form of Road Tables or are available on the RAV Mapping Tool on the Main Roads website. |

REFERENCES AND RELATED DOCUMENTS

The following documents relate to these Operating Conditions and are available on the Main Roads website:




| Document Title | Location |
|--|---|
| Guidelines for Transporting Multiple Items on an Oversize or Over-mass Vehicle | https://www.mainroads.wa.gov.au/4a285d/globalassets/heavy-vehicles/permits-orders-schemes/osom/guidelines-for-transporting-multiple-items-on-an-oversize-or-over-mass-vehicle.pdf |
| Oversize Vehicle & Pilot Vehicle General Requirements | https://www.mainroads.wa.gov.au/4a7a8c/globalassets/heavy-vehicles/permits-orders-schemes/osom/oversize-vehicle-and-pilot-vehicle-general-requirements.pdf |

1 APPLICATION







1.1 Approved Vehicles

1.1.1 The *Oversize Road Train and B-double Period Permit* applies to a RAV shown in the “Vehicle Description” column in the following table, when carrying one or more large indivisible items:


| Category 1 RAVs | | | | | |
|-----------------|---|---------------------|---|----------------|---------------|
| Cat. | Vehicle Description | Maximum Length | Approved Network | Maximum Height | Maximum Width |
| 1.1 | Prime Mover, Semi-Trailer towing a Dolly  | ≤20.0 m + Dolly | <u>27.5 m</u> <u>Oversize</u> <u>B-double</u> <u>Network</u> | 4.6 m | 3.5 m |
| 1.2 | B-Double  | ≤27.5 m | <u>27.5 m</u> <u>Oversize</u> <u>B-double</u> <u>Network</u> | 4.6 m | 3.5 m |
| Category 2 RAVs | | | | | |
| Cat. | Vehicle Description | Maximum Length | Approved Network | Maximum Height | Maximum Width |
| 2.1 | A-Double (Prime Mover, Semi-Trailer & Dog Trailer)  | ≤27.5 m | <u>27.5 m</u> <u>Oversize</u> <u>Road</u> <u>Train</u> <u>Network</u> | 2.9 m | 3.5 m |
| Category 3 RAVs | | | | | |
| Cat. | Vehicle Description | Maximum Length | Approved Network | Maximum Height | Maximum Width |
| 3.1 | B-Double towing a Dolly  | 27.5 m, + Dolly | <u>36.5 m</u> <u>Oversize</u> <u>Road</u> <u>Train</u> <u>Network</u> | 4.6 m | 3.5 m |
| 3.2 | A-Double (Prime Mover, Semi-Trailer & Dog Trailer)  | >27.5 m, ≤36.5 m | <u>36.5 m</u> <u>Oversize</u> <u>Road</u> <u>Train</u> <u>Network</u> | 4.6 m | 3.5 m |
| 3.3 | A-Double (Prime Mover, Semi-Trailer & Dog Trailer)  | >27.5 m, ≤36.5 m | <u>36.5 m</u> <u>Oversize</u> <u>Road</u> <u>Train</u> <u>Network</u> | 4.6 m | 3.5 m |

| | | | | | |
|-----|---|---------------------|---|-------|-------|
| 3.4 | B-Triple  | >27.5 m, ≤36.5 m | <u>36.5 m</u> <u>Oversize</u> <u>Road</u> <u>Train</u> <u>Network</u> | 4.6 m | 3.5 m |
| 3.5 | BA-Triple (B-Double & Dog Trailer)  | >27.5 m, ≤36.5 m | <u>36.5 m</u> <u>Oversize</u> <u>Road</u> <u>Train</u> <u>Network</u> | 4.6 m | 3.5 m |
| 3.6 | AB-Triple (Prime Mover, Semi-Trailer & B-Double)  | >27.5 m, ≤36.5 m | <u>36.5 m</u> <u>Oversize</u> <u>Road</u> <u>Train</u> <u>Network</u> | 4.6 m | 3.5 m |

Category 4 RAVs

| Cat. | Vehicle Description | Maximum Length | Approved Network | Maximum Height | Maximum Width |
|------|---|-------------------|---|----------------|---------------|
| 4.1 | A-Double (Prime Mover, Semi-Trailer & Dog Trailer)  | >36.5 m ≤40 m | <u>Tandem</u> <u>Drive</u> <u>Network 9</u> | 4.6 m | 3.5 m |
| 4.2 | A-Double (Prime Mover, Semi-Trailer & Dog Trailer)  | >36.5 m ≤40 m | <u>Tandem</u> <u>Drive</u> <u>Network 9</u> | 4.6 m | 3.5 m |
| 4.3 | B-Triple  | >36.5 m ≤40 m | <u>Tandem</u> <u>Drive</u> <u>Network 9</u> | 4.6 m | 3.5 m |
| 4.4 | BA-Triple (B-Double & Dog Trailer)  | >36.5 m ≤40 m | <u>Tandem</u> <u>Drive</u> <u>Network 9</u> | 4.6 m | 3.5 m |
| 4.5 | AB-Triple (Prime Mover, Semi-Trailer & B-Double)  | >36.5 m ≤40 m | <u>Tandem</u> <u>Drive</u> <u>Network 9</u> | 4.6 m | 3.5 m |
| 4.6 | A-Double towing a Dolly  | 36.5 m + Dolly | <u>Tandem</u> <u>Drive</u> <u>Network 9</u> | 4.3 m | 3.2 m |

Category 5 RAVs

| Cat. | Vehicle Description | Maximum Length | Approved Network | Maximum Height | Maximum Width |
|------|--|---------------------|---|----------------|---------------|
| 5.1 | A-Triple (Prime Mover, Semi-Trailer & 2 Dog Trailers)  | >36.5 m, ≤53.5 m | <u>53.5 m</u> <u>Oversize</u> <u>Road</u> <u>Train</u> <u>Network</u> | 4.3 m | 3.2 m |

1.1.2 The *Oversize Road Train and B-double Period Permit* also applies a vehicle combination shown in the table under subclause 1.1.1 consisting of empty off-road mining trailers only, when being transported for the purpose of maintenance or relocation.

1.2 Approved Axle Configuration

1.2.1 The axle groups of a RAV described in clause 1.1 are colour coded to indicate the minimum and maximum number of axles allowable for that category of vehicle, as shown below:



Minimum Axles ■

Optional Axles ■

1.2.2 The *Oversize Road Train and B-double Period Permit* does not apply to a vehicle with less than the number of axles indicated.

1.2.3 The *Oversize Road Train and B-double Period Permit* does not apply to a vehicle with more than the number of axles indicated.

1.2.4 Despite subclause 1.2.3, an empty off-road mining trailer may have more than the number of axles indicated.

1.3 Non-Approved Vehicles

1.3.1 The *Oversize Road Train and B-double Period Permit* does not apply to a vehicle combination not shown in the table under clause 1.1.

1.3.2 The *Oversize Road Train and B-double Period Permit* does not apply to an A-triple (prime mover, semi-trailer and 2 dog trailers) with a length less than 36.5 metres.

2 COMPULSORY WA HEAVY VEHICLE ACCREDITATION

2.1 Requirement for Accreditation

This *Oversize Road Train and B-double Period Permit* does not apply unless and until there is a person who is accredited in relation to the vehicle.

2.2 Effect on the Permit

If the person who is accredited in relation to the vehicle ceases to be accredited, the *Oversize Road Train and B-double Period Permit* ceases to have effect on and from the day on which the person ceases to be accredited.

2.3 Non-Application of this Section

The requirement for Accreditation under this section does not apply to a person operating a RAV that is not being used in connection with a business.

3 LICENSING REQUIREMENTS

3.1 Requirement for Appropriate Vehicle Licensing

This *Oversize Road Train and B-double Period Permit* does not apply unless the prime mover is licensed under the appropriate heavy vehicle licence class applicable to the number of trailers being towed.

3.2 Complying with Licence Conditions

In addition to these Operating Conditions, the RAV must be driven in accordance with any conditions of the vehicle's licence, as imposed by the relevant licensing authority.

4 USING A NON-COMPLYING VEHICLE

4.1 Accepted Non-Complying Vehicles

4.1.1 A semi-trailer with a non-complying length may be used, provided:

- (a) The semi-trailer does not exceed 9.5 metres from the king pin to the centre of rear axle group; and
- (b) The semi-trailer does not exceed 13.2 metres from the king pin to the rear of the trailer; and
- (c) The front of the semi-trailer forward of the king pin does not exceed 1.43 metres or a radius of 1.9 metres; and
- (d) The semi-trailer is used as the rearmost trailer in the vehicle combination.

4.1.2 Empty off-road mining trailers are not required to comply with Australian Design Rules (ADRs) and statutory dimension limits, provided they comply with the maximum limits specified under clause 1.1 and comply with any licensing conditions or temporary movement permit conditions imposed by the Department of Transport.

5 DIMENSION REQUIREMENTS

The modified width and height limits provided under the *Oversize Road Train and B-double Period Permit* only apply to large indivisible items that are being carried.

5.1 Length Limits

5.1.1 A RAV operating under the *Oversize Road Train and B-double Period Permit* must not exceed the maximum length indicated for the particular vehicle combination in the table under clause 1.1.

5.1.2 The two (2) semi-trailers used in a B-double must not be more than 20.6 metres in combined length, measured from the king pin of the lead semi-trailer to the rear of the second semi-trailer (including the space between the semi-trailers).

5.2 Width Limits

A RAV operating under the *Oversize Road Train and B-double Period Permit* must not exceed the maximum width indicated for the particular vehicle combination in the table under clause 1.1.

5.3 General Height Limits

5.3.1 A RAV operating under the *Oversize Road Train and B-double Period Permit* must not exceed the maximum height indicated for the particular vehicle combination in the table under clause 1.1.

5.3.2 The rollover risk of the RAV must be managed, and records must be kept in accordance with the *Western Australian Heavy Vehicle Accreditation - Dimension & Loading Management Module Standards* to demonstrate the rollover risk has been assessed.

Note: The *Static Rollover Threshold Calculator* is available on the Main Roads website to assist in assessing the rollover risk of the RAV and its load and ensuring there are suitable controls in place to mitigate the risks.

5.4 Axle Spacings

5.4.1 A RAV must comply with the minimum axle spacing requirements specified in the following table:

| Adjacent Axles or Axle Groups | Minimum Distance |
|--|------------------|
| Single axle to single axle | 2.5 m |
| Single axle to tandem axle group | 4.3 m |
| Single axle to tri axle group | 5.5 m |
| Tandem axle group to tandem axle group | 6.8 m |
| Tandem axle group to tri axle group | 8.0 m |
| Tri axle group to tri axle group | 9.2 m |

“Single axle” does not include a single steer axle.

“Tandem axle group” does not include a twin steer axle group.

5.4.2 Axle spacing measurements are taken from the outermost extreme axles of the two adjacent axle groups, as shown in the following diagram:

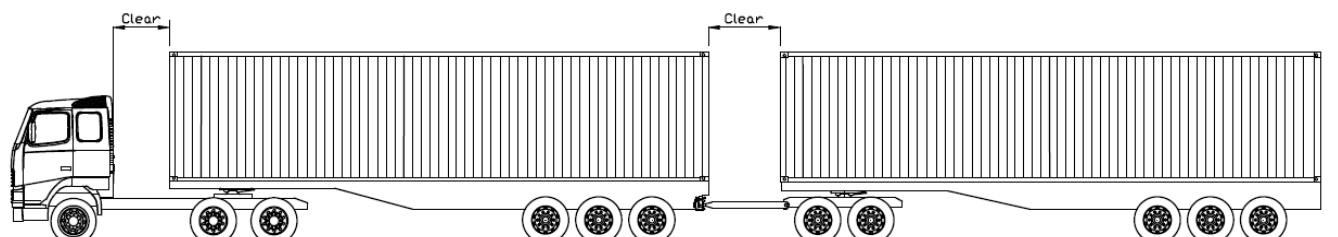


5.5 Trailer Gap Requirements

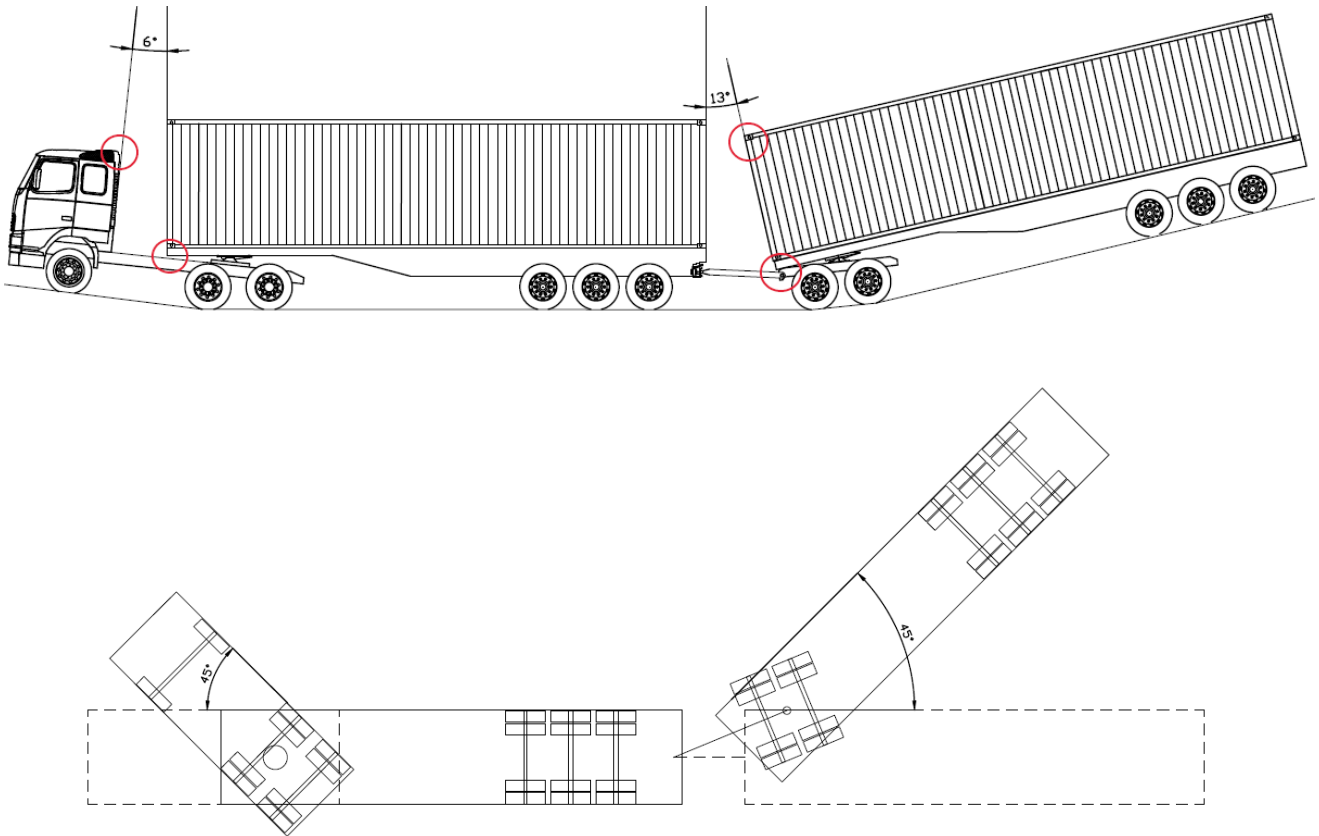
5.5.1 The RAV must be able to achieve the following angles of rotation simultaneously and independently, without any part of the trailer contacting any part of the towing vehicle (i.e. prime mover, lead semi-trailer or converter dolly), including the load:

- (a) Articulation – 45° left and right;
- (b) Pitch – 6° forward and 7° rearward;
- (c) Roll – as provided by the coupling.

5.5.2 There must be sufficient clear gap, as per the below example to achieve the specified angles of rotation:



5.5.3 The clear gap must be sufficient to enable the trailers to move through all the specified angles of rotation without contacting any other part of the towing vehicles, as per the following two diagrams. The red circles indicate the potential fouling zones.



6 CONCESSIONS WHEN CARRYING OVERSIZE HUTS

6.1 Application of this Section

- 6.1.1** Clauses 6.2 to 6.5 only applies to a Category 1.1, 3.2, 3.3, 4.1 and 4.2 RAV when carrying one (1) oversize hut on each trailer.
- 6.1.2** Clauses 6.6 applies to all Category 1, 2, 3 and 4 RAVs when carrying an oversize hut.
- 6.1.3** This section does not apply to a RAV carrying a load other than an oversize hut.
- 6.1.4** The dimensions specified in this section prevail over other dimension requirements within these Operating Conditions.

6.2 Forward Projection

The semi-trailer forward projection limit may be exceeded, subject to compliance with the trailer gap requirements stipulated under clause 5.5.

6.3 Rear Overhang

- 6.3.1** The rear overhang on the rear trailer must not exceed 3.7 metres.
- 6.3.2** The rear overhang limit on the lead trailer may be exceeded, subject to compliance with the trailer gap requirements stipulated under clause 5.5.

6.4 S-Dimension

The distance measured from the king pin to the centre of rear axle group of any semi-trailer within the RAV may exceed 9.5 metres, but must not exceed 11 metres.

6.5 Length Allowance

The maximum length of a Category 1.1 RAV may exceed 20.0 metres, but must not exceed 22.0 metres, excluding the dolly.

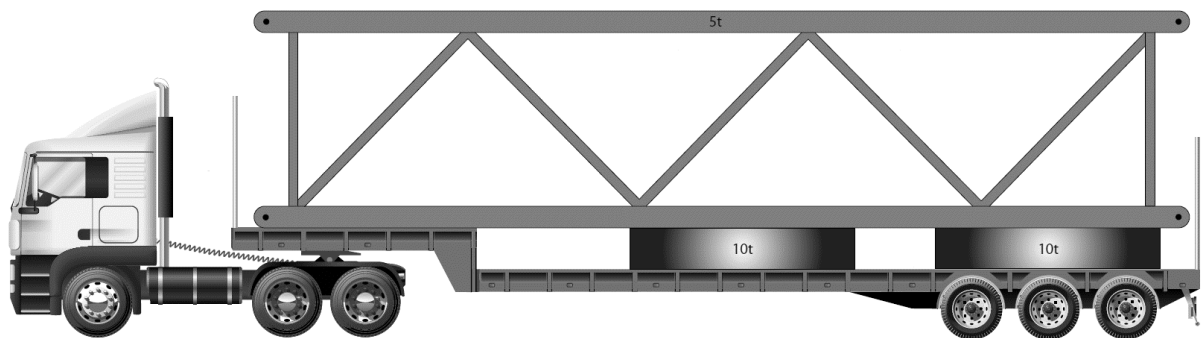
6.6 Height Allowance

The height may exceed 4.6 metres, but must not exceed 4.9 metres.

7 CONCESSION WHEN CARRYING CRANE COUNTERWEIGHTS AND A LATTICE BOOM SECTION

7.1 Application of this Section

7.1.1 Clause 7.2 only applies to a Category 3.2 and 4.1 RAV when carrying crane counterweights underneath a lattice boom section, where the counterweights weigh at least twice the mass of the lattice boom.



7.1.2 This section does not apply to a RAV carrying any other load.

7.1.3 The dimensions specified in this section prevail over other dimension requirements within these Operating Conditions.

7.2 Height Allowance

The height may exceed 4.3 metres, up to 4.6 metres, without the need to retain rollover risk assessment records.

8 WARNING LIGHTS, FLAGS & DELINEATION

8.1 Lights

8.1.1 A RAV exceeding 2.5 metres in width must operate with headlights switched on at all times.

8.1.2 A RAV in excess of 2.5 metres in width must display at least one amber warning light complying with the requirements set out in the *Oversize Vehicle & Pilot Vehicle General Requirements*.

8.1.3 A RAV must not display an amber warning light if not required under this clause.

8.2 Warning Flags

8.2.1 A RAV exceeding 2.5 metres in width must clearly display four (4) warning flags. One flag must be positioned at each side of both the front and rear of the vehicle, or if there is any projecting load, at each side of both the front and rear of the projecting load.

8.2.2 A warning flag must comply with the requirements set out in the *Oversize Vehicle & Pilot Vehicle General Requirements*.

8.3 Delineating Side Projection

A RAV carrying a load that projects beyond the side of the vehicle and any part of the projecting load extends horizontally more than 150 mm and is less than 500 mm thick from top to bottom, must display:

- (a) A warning light, which must comply with the requirements set out in the *Oversize Vehicle & Pilot Vehicle General Requirements*; and
- (b) Delineation on the side projection in accordance with the allowable methods, as set out in the *Oversize Vehicle & Pilot Vehicle General Requirements*.

8.4 Additional Warning Devices at Night

A RAV travelling at night must also display:

- (a) Lights showing yellow to the front and red to the rear (known as “side markers”), no more than 2 metres apart along both sides of the vehicle or load;
- (b) If in excess of 2.5 metres in width, yellow or white lights (known as “front clearance lights”) on the front of the trailer deck, one on each side of the trailer, as near as practical to the front outer edge and clearly visible to oncoming traffic;
- (c) If carrying a load that is not contained within the confines of the vehicle, flood lights attached to the load or the trailer, directed upward at the extremities of the load in a manner so as not to dazzle any driver.

9 WARNING SIGN REQUIREMENTS

9.1 Warning Signs for Certain Combinations

9.1.1 Instead of a “Road Train” or “Long Vehicle” sign, a RAV may display one of the RAV warning signs specified in this clause.

9.1.2 A RAV exceeding 22 metres in length, but not exceeding 27.5 metres in length, may display a 27.5m Long RAV Warning Sign, as specified in [Appendix 2](#).

9.1.3 A RAV exceeding 27.5 metres in length, but not exceeding 36.5 metres in length, may display a 36.5m Long RAV Warning Sign, as specified in [Appendix 2](#).

9.1.4 A RAV exceeding 36.5 metres in length, but not exceeding 53.5 metres in length, may display a 53.5m Long RAV Warning Sign, as specified in [Appendix 2](#).

9.1.5 The RAV warning sign must only be fitted horizontally on the rear of the RAV.

9.2 Oversize Warning Sign

9.2.1 In addition to a “Road Train”, “Long Vehicle” or RAV Warning Sign specified in clause 9.1, a RAV exceeding 2.5 metres in width must clearly display:

- (a) “Oversize” warning signs on the front of the vehicle; and
- (b) “Oversize” warning signs on the rear of the vehicle or if carrying a rear projecting load, the “Oversize” warning sign is to be mounted as close to the rear of the load as practical.

9.2.2 An “Oversize” warning sign must comply with the requirements set out in the *Oversize Vehicle & Pilot Vehicle General Requirements*.

9.2.3 A RAV must not display an “Oversize” warning sign if not required under this clause.

9.3 Warning Signs Specifications

- 9.3.1** The RAV warning sign must be manufactured in one or 2 parts from:
- (a) sheet steel with a minimum thickness of 0.8 mm thick; or
 - (b) a sticker attached to an equivalent rigid surface; or
 - (c) a flexible vinyl material, provided the sign is attached in such a manner that ensures it remains taut and clearly visible.
- 9.3.2** The RAV warning sign must be at least 1.02 metres wide and at least 250 millimetres high.
- 9.3.3** The RAV warning sign must display the words specified in [Appendix 2](#), in black capital letters at least 80 millimetres high in typeface Helvetica Neue Bold Condensed.
- 9.3.4** If the RAV warning sign is in 2 parts, it must be split as shown in [Appendix 2](#).
- 9.3.5** The RAV warning sign must have a black border. A black border is not required on the inside of a RAV warning sign split in 2 parts.
- 9.3.6** The RAV warning sign must display the sign manufacturer's name or logo, and the brand and class of retro-reflective material used, in block letters not over 10 mm high.
- 9.3.7** The RAV warning sign must be coated with yellow retro-reflective material that complies with class 100 or 400 of AS1906.1 – 2017 *Retroreflective Materials and Devices for Road Traffic Control Purposes – Retroreflective Sheeting*.
- 9.3.8** The RAV warning sign must only be fitted on the rear of the RAV and so:
- (a) no part of the sign is —
 - (i) over 2.75 m above ground level; or
 - (ii) under 500 mm above ground level;and
 - (b) if the sign is in 2 parts, the parts are fitted at the same height above ground level.

Note: Refer to [Appendix 3](#) for example RAV Warning Sign with sizing specifications.

9.4 Warning Signs Not to be Displayed on Other Vehicles

- 9.4.1** The whole or a part of a RAV warning sign must not be displayed unless it is displayed in accordance with this section.
- 9.4.2** A RAV must not display a warning sign not specified in this section.

10 CURFEWS

10.1 Night Curfew

A RAV that exceeds 2.7 metres in width must not operate at night.

10.2 Metropolitan Curfew

A RAV that exceeds 2.7 metres in width must not be driven on any road within the Metropolitan Area during the peak traffic periods, other than the roads depicted in [Appendix 1](#) as an "Approved Road" within the Metropolitan Area during curfew.

11 ACCESS REQUIREMENTS

11.1 Prohibited Roads

A RAV must not travel on any Freeway, except on Kwinana Freeway between Anketell Road and Forrest Highway.

11.2 Approved Roads & Conditions

- 11.2.1** Subject to clause 11.1, a RAV must only operate on roads in the Approved Network specified for the particular vehicle category in clause 1.1.
- 11.2.2** A RAV must operate in accordance with any conditions specified for a particular road in the Approved Network.
- 11.2.3** Despite subclause 11.2.1, a Category 1.1 RAV may operate on any road in WA, except a prohibited road under clause 11.1 and the restricted roads and bridges specified under *Tandem Drive Network 1*, provided:
- (a) the RAV is accompanied by at least one pilot vehicle if the overall length exceeds 26 metres, positioned at the front of the RAV, unless required to be in another position to safely manage traffic; and
 - (b) if the RAV is exceeding 4.3 metres in height, the operator must obtain written confirmation from all the relevant overhead cable operators that there is sufficient vertical clearance under each cable on the proposed route.
- 11.2.4** Despite subclause 11.2.1, a Category 1.2 and 2.1 RAV may operate on any road in WA, except a prohibited road under clause 11.1 and the restricted roads and bridges specified under *Tandem Drive Network 1*, provided:
- (a) the RAV is accompanied by at least one pilot vehicle, positioned at the front of the RAV, unless required to be in another position to safely manage traffic; and
 - (b) if the RAV is exceeding 4.3 metres in height, the operator must obtain written confirmation from all the relevant overhead cable operators that there is sufficient vertical clearance under each cable on the proposed route.
- 11.2.5** Despite subclause 11.2.1, a Category 3 and 4 RAV may operate on *Tandem Drive Network 7*, except a prohibited road under clause 11.1, provided the RAV is accompanied by two pilot vehicles. One pilot vehicle must be positioned at the front of the RAV and the other pilot vehicle must be positioned at the rear of the RAV, unless required to be in another position to safely manage traffic.
- 11.2.6** Despite subclause 11.2.1, a Category 5 RAV may operate on *Tandem Drive Network 9*, provided the RAV is accompanied by two pilot vehicles. One pilot vehicle must be positioned at the front of the RAV and the other pilot vehicle must be positioned at the rear of the RAV, unless required to be in another position to safely manage traffic.

11.3 Route Survey

- 11.3.1** Prior to departure, the operator or driver of the RAV must assess the route of travel to ensure that it is suitable for use and that it can be driven along without contravening these Operating Conditions.
- 11.3.2** A RAV must not be driven along a route or within an area if doing so would be likely to cause:
- (a) Damage to property or another vehicle; or
 - (b) Damage to telecommunication, electrical, gas, water or sewage services; or
 - (c) Damage to a road (including a bridge), structure, roadside furniture, rail crossing or tree.

11.4 Other Agency Height Approval

11.4.1 A RAV exceeding 4.6 metres in height must not be driven on a road without obtaining written confirmation from all the relevant overhead cable operators that there is sufficient vertical clearance under each cable on the proposed route.

11.4.2 Documentation required under this clause must be carried and produced to representatives of the WA Police or Main Roads Heavy Vehicle Services upon request.

Note: “Contact Details for Other Agency Approvals” are available on the Oversize Overmass (OSOM) page on the Main Roads website.

12 SPEED & SAFE TRAVEL REQUIREMENTS

12.1 Speed Restrictions

A RAV must not travel at a speed exceeding the lesser of:

- (a) The speed limit applicable to the road or vehicle under the *Road Traffic Code 2000*; or
- (b) 10 km/h below the speed limit applicable to the road under the *Road Traffic Code 2000*, where the speed limit is greater than 60 km/h; or
- (c) The maximum speed specified as a condition for a particular road in the Approved Network.

12.2 Minimum Following Distance

The driver of a RAV must maintain a distance of at least 200 metres from any other heavy vehicle travelling in front of it, unless:

- (a) The RAV is overtaking the vehicle in front or the vehicle in front is stopping; or
- (b) There is a separate lane available for the use of overtaking traffic; or
- (c) The RAV is in an urban area and it is not reasonably practicable to maintain such a distance; or
- (d) The RAV is stopped, or coming to a stop for the purpose of complying with a provision of any law or avoiding conflict with other traffic.

12.3 Poor Visibility

12.3.1 The driver of a RAV must not begin to travel if, due to circumstances such as fog, heavy rain, smoke, dust or insect plague:

- (a) The visibility is less than 250 metres during the day; or
- (b) The headlights of a vehicle approaching within 250 metres could not be seen at night.

12.3.2 Where a RAV is already travelling when visibility is reduced to the level described above, the driver must drive into the nearest safe parking area and wait until visibility improves beyond that level before continuing to travel.

12.4 Overtaking

The driver of the RAV must not overtake another vehicle, unless:

- (a) There is a separate lane available for the purpose of overtaking traffic; or
- (b) The vehicle in front is stopping; or
- (c) The vehicle in front is travelling at a significantly lower speed, i.e., 20 km/h or more below the RAVs legal speed limit; and
- (d) It is safe to do so.

12.5 Parking

- 12.5.1** A RAV must not be parked in an area where parking of the RAV is prohibited.
- 12.5.2** Where parking of a RAV is permitted, the RAV must be parked in accordance with any parking requirements or restrictions applicable to the area.

13 CARRYING MULTIPLE ITEMS

- 13.1.1** A RAV must only carry multiple items in accordance with the *Guidelines for Transporting Multiple Items on an Oversize or Over-mass Vehicle*.
- 13.1.2** A RAV carrying items other than a large indivisible item must be reduced to its minimum practicable dimensions, e.g. extendable trailers closed.
- 13.1.3** A RAV may carry multiple oversize tyres, side by side in the upright standing position. For the purpose of this clause, an oversize tyre is a tyre with a diameter in excess of 2.5 metres.

14 COMPULSORY HEAVY VEHICLE INCIDENT REPORTING

All on-road incidents involving a RAV must be reported to Main Roads Heavy Vehicle Services by the permit holder. The Heavy Vehicle Incident Reporting form is available on the Incident Reporting page on the Main Roads website, and it must be submitted within 48 hours of the incident occurring.

15 AMENDMENTS TO OPERATING CONDITIONS & ACCESS

15.1 Access Approval Suspension & Revocation

- 15.1.1** Approval to operate a RAV may be suspended when road and/or traffic conditions are considered unsuitable. Main Roads personnel, WA Police or Traffic Escort Wardens, may make verbal notification of such suspension.
- 15.1.2** Approval to operate a RAV may be suspended or revoked if the operator or vehicle combination fails to comply with any of the requirements specified in these Operating Conditions.

15.2 Amendments & Notifications

- 15.2.1** These Operating Conditions are subject to occasional amendments. If amendments are made that impact transport operators, they will be published as an "HVS Update" on the Main Roads website on the first working day of the month. Operators and drivers are required to ensure that they are operating vehicles on the public road network in accordance with the current Operating Conditions.
- 15.2.2** The RAV Networks are subject to periodic amendments, which include additional roads being included in the lists, roads being removed from the lists, or amendments being made to a condition relating to a particular road in the lists. RAV Network updates will be effective from the Wednesday following the amendment and the RAV Networks are maintained as Road Tables and in the RAV Mapping Tool on the Main Roads website. Operators and drivers are required to ensure they are operating vehicles on the public road network in accordance with the current and up to date RAV Networks.

15.2.3 Heavy Vehicle Travel Impact Tables are published when road conditions may impede the movement of Restricted Access Vehicles. Operators and drivers are required to check the Heavy Vehicle Travel Impacts in the RAV Mapping Tool on the Main Roads website immediately prior to operating the vehicle on the public road network to ensure that there is no relevant information that will impede their vehicle operating on the WA road network.

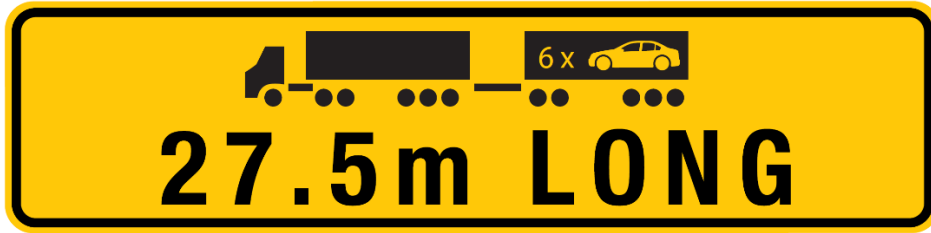
15.2.4 All conditions stipulated in HVS Updates or Heavy Vehicle Travel Impact Tables must be adhered to.

16 APPENDICES


| Appendix | Title |
|-------------------|---|
| Appendix 1 | Fremantle Port Precinct |
| Appendix 2 | RAV Warning Signs |
| Appendix 3 | Example RAV Warning Sign with Sizing Specifications |

Appendix 2 – RAV Warning Signs

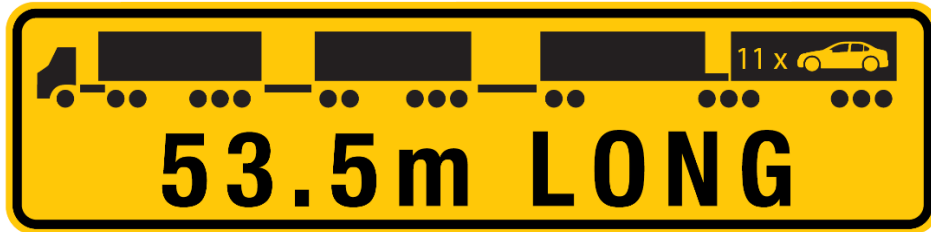
27.5m Long RAV Warning Sign:



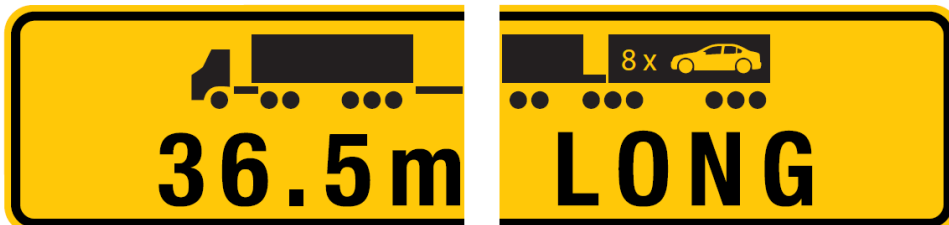
36.5m Long RAV Warning Sign:



53.5m Long RAV Warning Sign:



Split RAV Warning Sign:



Appendix 3 – Example RAV Warning Sign with Sizing Specifications

