



mainroads
WESTERN AUSTRALIA

*We're working for
Western Australia.*

Concessional Livestock Period Permit **Operating Conditions**

Printed copies are uncontrolled unless marked otherwise.
Refer to the Main Roads Website for current version.

D26#700973
June 2026

Contents

DEFINITIONS	4
1 APPLICATION	6
1.1 Concessional Livestock Approved Vehicles	6
1.2 Approved Axle Configuration	6
1.3 Operating in Conjunction with another Permit or Order	6
1.4 Non-Approved Vehicles	7
2 COMPULSORY WA HEAVY VEHICLE ACCREDITATION	7
2.1 Requirement for Accreditation	7
2.2 Effect on the Permit	7
3 LICENSING REQUIREMENTS	7
3.1 Requirement for Appropriate Vehicle Licensing	7
3.2 Complying with Licence Conditions	7
4 USING A NON-COMPLYING VEHICLE	7
4.1 Accepted Non-Complying Vehicles	7
5 DIMENSION REQUIREMENTS	8
5.1 Length Limits	8
5.2 Axle Spacings	8
5.3 Trailer Gap Requirements	8
6 MASS AND LOADING REQUIREMENTS	9
6.1 Approved Axle and Axle Group Mass	9
6.2 Towed Mass Ratio	10
6.3 Restriction on Loading Upper Deck	10
7 ACCESS REQUIREMENTS	10
7.1 Approved Roads and Conditions	10
7.2 Speed Restrictions	10
7.3 Minimum Following Distance	10
7.4 Poor Visibility	10
7.5 Overtaking	11
7.6 Parking	11
8 WARNING SIGN REQUIREMENTS	11
8.1 Warning Signs for Certain Combinations	11
8.2 Warning Signs Specifications	11
8.3 Warning Signs Not to be Displayed on Other Vehicles	12
9 COMPULSORY HEAVY VEHICLE INCIDENT REPORTING	12
10 AMENDMENTS TO OPERATING CONDITIONS & ACCESS	12
10.1 Access Approval Suspension & Revocation	12
10.2 Amendments & Notifications	12
11 APPENDICES	13
Appendix 1 – RAV Warning Signs	14
Appendix 2 – Example RAV Warning Sign with Sizing Specifications	15

Document Control

Owner	Main Roads Heavy Vehicle Services
Custodian	Manager Heavy Vehicle Road Network Access
Document Number	D26#700973
Issue Date	June 2026
Review Frequency	As required.

Amendments

Revision Number	Revision Date	Description of Key Changes	Section

DEFINITIONS

The following are definitions for terms used in these Operating Conditions. Refer to the definitions in the *Road Traffic (Administration) Act 2008* and the *Road Traffic (Vehicles) Act 2012* and any subsidiary legislation to these Acts for the meanings of any terms not defined in this section. If a definition in the relevant Acts or the subsidiary legislation conflicts with a definition in this section, the definition in this section prevails for the purpose of these Operating Conditions.



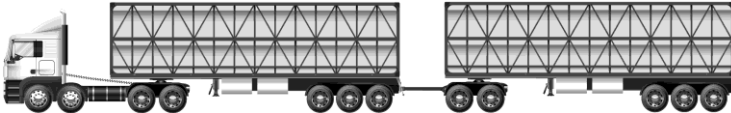
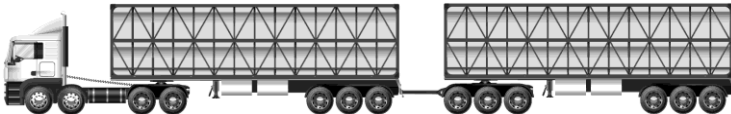
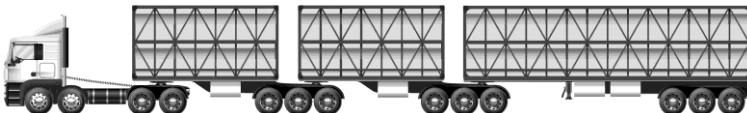
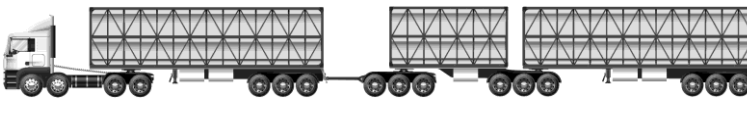
Term	Definition
CLN1	The <i>Concessional Livestock Network 1</i> approved roads are published in the form of Road Tables or are available on the RAV Mapping Tool on the Main Roads website.
CLN2	The <i>Concessional Livestock Network 2</i> approved roads are published in the form of Road Tables or are available on the RAV Mapping Tool on the Main Roads website.
CLN3	The <i>Concessional Livestock Network 3</i> approved roads are published in the form of Road Tables or are available on the RAV Mapping Tool on the Main Roads website.
CLN4	The <i>Concessional Livestock Network 4</i> approved roads are published in the form of Road Tables or are available on the RAV Mapping Tool on the Main Roads website.
CLN5	The <i>Concessional Livestock Network 5</i> approved roads are published in the form of Road Tables or are available on the RAV Mapping Tool on the Main Roads website.
CLN6	The <i>Concessional Livestock Network 6</i> approved roads are published in the form of Road Tables or are available on the RAV Mapping Tool on the Main Roads website.
Licensing Authority	A Government Authority responsible for the administration of the vehicle licensing provision of the law of the relevant State, Territory or the Commonwealth.
Livestock	Cattle, sheep, pigs or horses.
Main Roads Website	www.mainroads.wa.gov.au
Modified Mass	The amount by which the combined axle group mass of the vehicle exceeds the combined statutory axle group mass limits applicable to the vehicle. For the purpose of the Concessional Livestock Period Permit the steer axle mass is not included in the modified mass calculation.
Non-complying Vehicle	A vehicle that does not comply with the vehicle standards and/or dimension requirements prescribed in the <i>Road Traffic (Vehicles) Regulations 2014</i> .
Order	The Order that is published in the Gazette subject to these Operating Conditions, under the provisions of Part 4 of the <i>Road Traffic (Vehicles) Act 2012</i> , which these Operating Conditions form part of.
Permit	Means a permit issued under Part 4 of the <i>Road Traffic (Vehicles) Act 2012</i> , which these Operating Conditions form part of.
Permit Holder	The Operator to whom the permit is issued.
Posted Speed Limit	The speed limit indicated by the numerals on the speed limit sign or 50 kilometres per hour in the absence of a speed limit sign in a built-up area.

Term	Definition
Prime Mover	A motor vehicle built primarily to tow a semi-trailer but does not include a truck or modified prime mover built primarily to carry a load or carry out a function other than towing a semi-trailer.
RAV	An approved vehicle combination to which the <i>“Concessional Livestock Period Permit”</i> applies.
Statutory Mass Limits	The mass limits prescribed in Part 8 of the <i>Road Traffic (Vehicles) Regulations 2014</i> .
Tow Coupling Underrun	The distance the pivot point of a coupling is forward of the rear of the trailer to which it is attached.

1 APPLICATION

1.1 Concessional Livestock Approved Vehicles

A *Concessional Livestock Period Permit* applies to a RAV shown in the “Vehicle Description” column in the following table, when carrying livestock and with a Maximum Modified Mass equal to or less than the Maximum Modified Mass specified on the particular permit:

RAV Category				
Cat.	Vehicle Description	Length	Maximum Modified Mass	Approved Network
1	Prime Mover & Semi-trailer 	≤19.0 m	5 t	CLN1
2	B-double 	≤27.5 m	8 t	CLN2
3	A-Double (Prime Mover, Semi-trailer & 5 Axle Dog Trailer) 	≤36.5 m	10 t	CLN3
4	A-Double (Prime Mover, Semi-trailer & 6 Axle Dog Trailer) 	≤36.5 m	11 t	CLN4
5	B-Triple 	≤36.5 m	11 t	CLN5
6	AB-Triple 	≤36.5 m	14 t	CLN6

1.2 Approved Axle Configuration

1.2.1 A *Concessional Livestock Period Permit* does not apply to a RAV with less than the number of axles shown in the table under clause 1.1, except the steer axle.

1.2.2 A *Concessional Livestock Period Permit* does not apply to a RAV with more than the number of axles shown in the table under clause 1.1.

1.2.3 All axle groups of the RAV, except the steer axles, must be fitted with dual tyres.

1.3 Operating in Conjunction with another Permit or Order

The *Concessional Livestock Period Permit* cannot be used in conjunction with another permit or order.

1.4 Non-Approved Vehicles

The *Concessional Livestock Period Permit* does not apply to a vehicle combination not shown in the table under clause 1.1.

2 COMPULSORY WA HEAVY VEHICLE ACCREDITATION

2.1 Requirement for Accreditation

The *Concessional Livestock Period Permit* does not apply unless and until there is a person who is accredited in relation to the vehicle.

2.2 Effect on the Permit

If the person who is accredited in relation to the vehicle ceases to be accredited, the *Concessional Livestock Period Permit* ceases to have effect on and from the day on which the person ceases to be accredited.

3 LICENSING REQUIREMENTS

3.1 Requirement for Appropriate Vehicle Licensing

This *Concessional Livestock Period Permit* does not apply unless the prime mover is licensed under the appropriate heavy vehicle licence class applicable to the number of trailers being towed.

3.2 Complying with Licence Conditions

In addition to these Operating Conditions, the RAV must be driven in accordance with any conditions of the vehicle's licence, as imposed by the relevant licensing authority.

4 USING A NON-COMPLYING VEHICLE

4.1 Accepted Non-Complying Vehicles

4.1.1 A semi-trailer with a non-complying length may be used, provided:

- (a) The semi-trailer does not exceed 14.63 metres in length; and
- (b) The semi-trailer does not exceed 9.5 metres from the kingpin to the centre of rear axle group; and
- (c) The semi-trailer does not exceed 13.2 metres from the kingpin to the rear of the trailer; and
- (d) The front of the semi-trailer forward of the kingpin does not exceed 1.43 metres or a radius of 1.9 metres; and
- (e) The semi-trailer is used as the rearmost trailer in the vehicle combination.

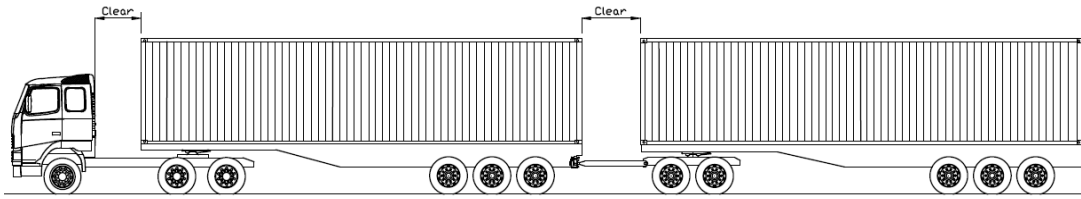
4.1.2 A semi-trailer with a non-complying tow coupling underrun may be used, provided:

- (a) The distance from the rearmost part of the semi-trailer or load, to the forward-most part of the following semi-trailer or load, is not less than 1270 millimetres; or
- (b) Specific approval is obtained from Main Roads Heavy Vehicle Services.

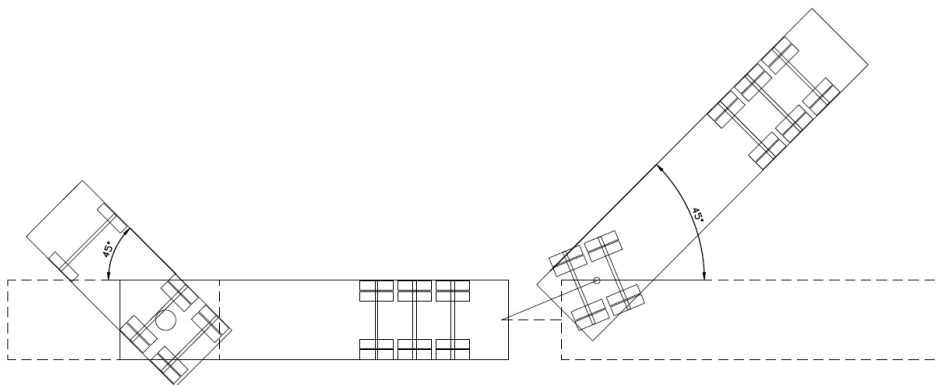
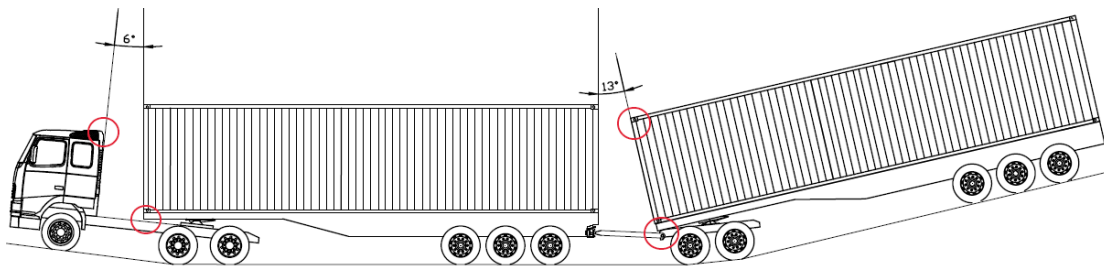
4.1.3 A dolly with a non-complying drawbar coupling height may be used, provided:

- (a) The drawbar is level when the combination is parked on level ground. For the purpose of this sub-clause, level means no more than 100 millimetres height difference between the drawbar ends; or
- (b) The drawbar is a gooseneck drawbar.

5.3.2 There must be sufficient clear gap, as per the below example to achieve the specified angles of rotation:



5.3.3 The clear gap must be sufficient to enable the trailers to move through all the specified angles of rotation without contacting any other part of the towing vehicles, as per the following two diagrams. The red circles indicate the potential fouling zones.



Note: The [Trailer Clearance Calculator](#) is available on [Heavy Vehicle Assessment Tools](#) page on the [Main Roads](#) website.

6 MASS AND LOADING REQUIREMENTS

A RAV is required to comply with statutory mass limits unless a modified mass limit is specified in this section.

6.1 Approved Axle and Axle Group Mass

6.1.1 A RAV must not exceed the axle or axle group mass limits specified in the following table:

Axle Group	Mass Limit
Single Steer Axle with tyres ≥ 295 mm	6.5 t
Single Steer Axle with tyres ≥ 375 mm	7.1 t
Twin Steer Axle Group with load sharing suspension and tyres ≥ 375 mm	12 t
Tandem Axle Group	18.5 t
Tri Axle Group	23 t

6.2 Towed Mass Ratio

- 6.2.1** When a RAV is laden, the total axle group mass of a trailer must not exceed the total axle group mass of the towing vehicle.
- 6.2.2** For the purpose of this clause, the towing vehicle is:
- (a) For the lead semi-trailer, the prime mover; or
 - (b) For a B-trailer, the semi-trailer directly in front; or
 - (c) For a dog trailer, the prime mover and lead semi-trailer combined.

6.3 Restriction on Loading Upper Deck

The upper deck of the RAV must not be loaded unless the lower deck(s) are loaded to full capacity.

7 ACCESS REQUIREMENTS

7.1 Approved Roads and Conditions

- 7.1.1** A RAV must only operate on a road in the Approved Network specified for the particular RAV category in clause 1.1.
- 7.1.2** A RAV must operate in accordance with any conditions specified for a particular road in the Approved Network.

7.2 Speed Restrictions

A RAV must not travel at a speed exceeding the lesser of:

- (a) The speed limit applicable to the road or vehicle under the *Road Traffic Code 2000*; or
- (b) 10 km/h below the speed limit applicable to the road under the *Road Traffic Code 2000*, where the speed limit is greater than 60 km/h; or
- (c) The maximum speed specified as a condition for a particular road in the Approved Network.

7.3 Minimum Following Distance

The driver of a RAV must maintain a distance of at least 200 metres from any other heavy vehicle travelling in front of it, unless:

- (a) The RAV is overtaking the vehicle in front or the vehicle in front is stopping; or
- (b) There is a separate lane available for the use of overtaking traffic; or
- (c) The RAV is in an urban area and it is not reasonably practicable to maintain such a distance; or
- (d) The RAV is stopped, or coming to a stop for the purpose of complying with a provision of any law or avoiding conflict with other traffic.

7.4 Poor Visibility

- 7.4.1** The driver of a RAV must not begin to travel if, due to circumstances such as fog, heavy rain, smoke, dust or insect plague:
- (a) The visibility is less than 250 metres during the day; or
 - (b) The headlights of a vehicle approaching within 250 metres could not be seen at night.

7.4.2 Where a RAV is already travelling when visibility is reduced to the level described above, the driver must drive into the nearest safe parking area and wait until visibility improves beyond that level before continuing to travel.

7.5 Overtaking

The driver of the RAV must not overtake another vehicle, unless:

- (a) There is a separate lane available for the purpose of overtaking traffic; or
- (b) The vehicle in front is stopping; or
- (c) The vehicle in front is travelling at a significantly lower speed, i.e., 20 km/h or more below the RAVs legal speed limit; and
- (d) It is safe to do so.

7.6 Parking

7.6.1 A RAV must not be parked in an area where parking of the RAV is prohibited.

7.6.2 Where parking of a RAV is permitted, the RAV must be parked in accordance with any parking requirements or restrictions applicable to the area.

8 WARNING SIGN REQUIREMENTS

8.1 Warning Signs for Certain Combinations

8.1.1 In addition to, or instead of, a “Road Train” or “Long Vehicle” sign, a RAV may display one of the RAV warning signs specified in this clause.

8.1.2 A RAV exceeding 22 metres in length, but not exceeding 27.5 metres in length, may display a 27.5m Long RAV Warning Sign, as specified in [Appendix 1](#).

8.1.3 A RAV exceeding 27.5 metres in length, but not exceeding 36.5 metres in length, may display a 36.5m Long RAV Warning Sign, as specified in [Appendix 1](#).

8.1.4 The RAV warning sign must only be fitted horizontally on the rear of the RAV.

8.2 Warning Signs Specifications

8.2.1 The RAV warning sign must be manufactured in one or 2 parts from:

- (a) sheet steel with a minimum thickness of 0.8 mm thick; or
- (b) a sticker attached to an equivalent rigid surface; or
- (c) a flexible vinyl material, provided the sign is attached in such a manner that ensures it remains taut and clearly visible.

8.2.2 The RAV warning sign must be at least 1.02 metres wide and at least 250 millimetres high.

8.2.3 The RAV warning sign must display the words specified in [Appendix 1](#), in black capital letters at least 80 millimetres high in typeface Helvetica Neue Bold Condensed.

8.2.4 If the RAV warning sign is in 2 parts, it must be split as shown in [Appendix 1](#).

8.2.5 The RAV warning sign must have a black border. A black border is not required on the inside of a RAV warning sign split in 2 parts.

8.2.6 The RAV warning sign must display the sign manufacturer’s name or logo, and the brand and class of retro-reflective material used, in block letters not over 10 mm high.

8.2.7 The RAV warning sign must be coated with yellow retro-reflective material that complies with class 100 or 400 of AS1906.1 – 2017 *Retroreflective Materials and Devices for Road Traffic Control Purposes – Retroreflective Sheeting*.

8.2.8 The RAV warning sign only be fitted on the rear of the RAV and so:

(a) no part of the sign is —

(i) over 2.75 m above ground level; or

(ii) under 500 mm above ground level;

and

(b) if the sign is in 2 parts, the parts are fitted at the same height above ground level.

Note: Refer to [Appendix 2](#) for example RAV Warning Sign with sizing specifications.

8.3 Warning Signs Not to be Displayed on Other Vehicles

8.3.1 The whole or a part of a RAV warning sign must not be displayed unless it is displayed in accordance with this section.

8.3.2 A RAV must not display a warning sign not specified in this section.

9 COMPULSORY HEAVY VEHICLE INCIDENT REPORTING

All on-road incidents involving a RAV must be reported to Main Roads Heavy Vehicle Services by the permit holder. The Heavy Vehicle Incident Reporting form is available on the Incident Reporting page on the Main Roads website and it must be submitted within 48 hours of the incident occurring.

10 AMENDMENTS TO OPERATING CONDITIONS & ACCESS

10.1 Access Approval Suspension & Revocation

10.1.1 Approval to operate a RAV may be suspended when road and/or traffic conditions are considered unsuitable. Main Roads personnel, WA Police or Traffic Escort Wardens, may make verbal notification of such suspension.

10.1.2 Approval to operate a RAV may be suspended or revoked if the operator or vehicle combination fails to comply with any of the requirements specified in these Operating Conditions.

10.2 Amendments & Notifications

10.2.1 These Operating Conditions are subject to occasional amendments. If amendments are made that impact transport operators, they will be published as an “HVS Update” on the Main Roads website on the first working day of the month. Operators and drivers are required to ensure that they are operating vehicles on the public road network in accordance with the current and up to date Operating Conditions.

10.2.2 The RAV Networks are subject to periodic amendments, which include additional roads being included in the lists, roads being removed from the lists, or amendments being made to a condition relating to a particular road in the lists. RAV Network updates will be effective from the Wednesday following the amendment and the RAV Networks are maintained as Road Tables and in the RAV Mapping Tool on the Main Roads website. Operators and drivers are required to ensure they are operating vehicles on the public road network in accordance with the current and up to date RAV Networks.

10.2.3 Heavy Vehicle Travel Impacts are published when road conditions may impede the movement of Restricted Access Vehicles. Operators and drivers are required to check the Heavy Vehicle Travel Impacts in the RAV Mapping Tool on the Main Roads website immediately prior to operating the vehicle on the public road network to ensure that there is no relevant information that will impede their vehicle operating on the WA road network.

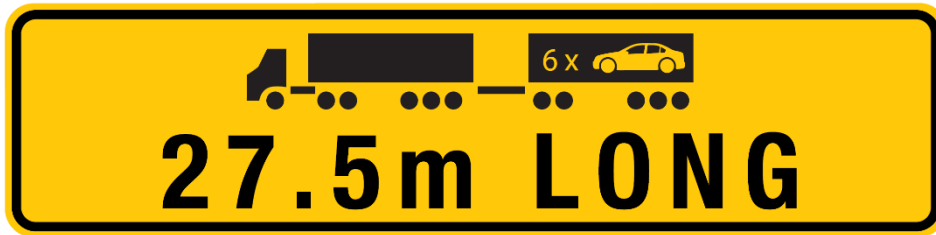
10.2.4 All conditions stipulated in HVS Updates or Heavy Vehicle Travel Impacts must be adhered to.

11 APPENDICES


Appendix	Title
Appendix 1	RAV Warning Signs
Appendix 2	Example RAV Warning Sign with Sizing Specifications

Appendix 1 – RAV Warning Signs

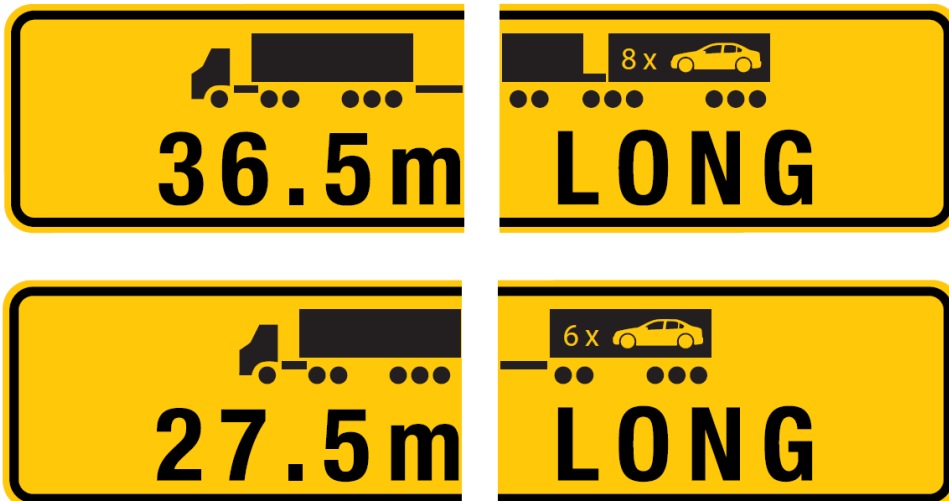
27.5m Long RAV Warning Sign:



36.5m Long RAV Warning Sign:



Split RAV Warning Sign:



Appendix 2 – Example RAV Warning Sign with Sizing Specifications

