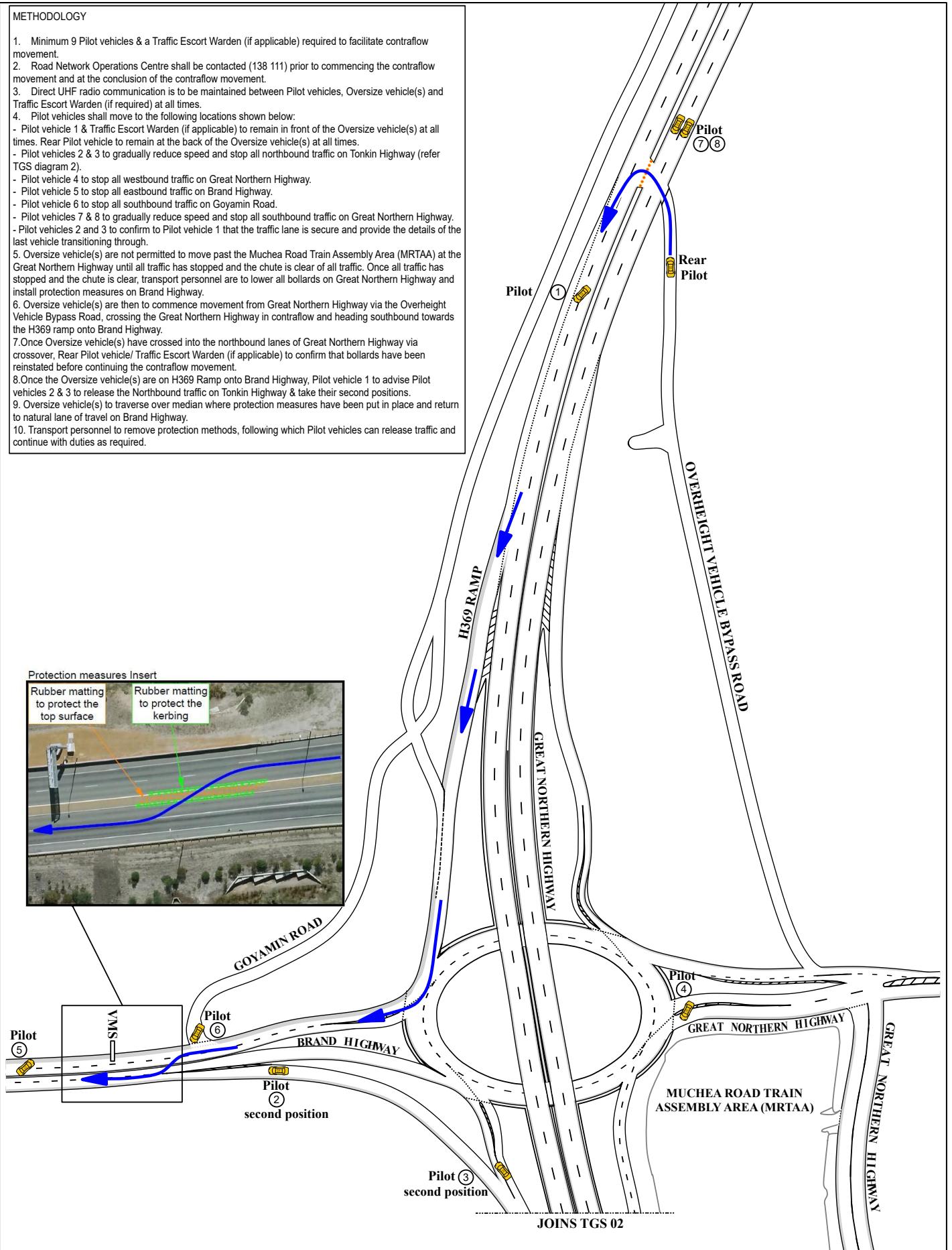
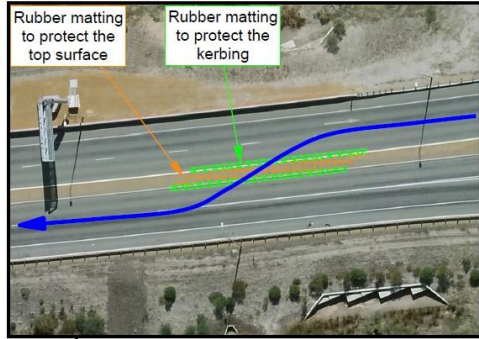


METHODOLOGY

1. Minimum 9 Pilot vehicles & a Traffic Escort Warden (if applicable) required to facilitate contraflow movement.
2. Road Network Operations Centre shall be contacted (138 111) prior to commencing the contraflow movement and at the conclusion of the contraflow movement.
3. Direct UHF radio communication is to be maintained between Pilot vehicles, Oversize vehicle(s) and Traffic Escort Warden (if required) at all times.
4. Pilot vehicles shall move to the following locations shown below:
 - Pilot vehicle 1 & Traffic Escort Warden (if applicable) to remain in front of the Oversize vehicle(s) at all times. Rear Pilot vehicle to remain at the back of the Oversize vehicle(s) at all times.
 - Pilot vehicles 2 & 3 to gradually reduce speed and stop all northbound traffic on Tonkin Highway (refer TGS diagram 2).
 - Pilot vehicle 4 to stop all westbound traffic on Great Northern Highway.
 - Pilot vehicle 5 to stop all eastbound traffic on Brand Highway.
 - Pilot vehicle 6 to stop all southbound traffic on Goyamin Road.
 - Pilot vehicles 7 & 8 to gradually reduce speed and stop all southbound traffic on Great Northern Highway.
 - Pilot vehicles 2 & 3 to confirm to Pilot vehicle 1 that the traffic lane is secure and provide the details of the last vehicle transitioning through.
5. Oversize vehicle(s) are not permitted to move past the Muchea Road Train Assembly Area (MRTAA) at the Great Northern Highway until all traffic has stopped and the chute is clear of all traffic. Once all traffic has stopped and the chute is clear, transport personnel are to lower all bollards on Great Northern Highway and install protection measures on Brand Highway.
6. Oversize vehicle(s) are then to commence movement from Great Northern Highway via the Overheight Vehicle Bypass Road, crossing the Great Northern Highway in contraflow and heading southbound towards the H369 ramp onto Brand Highway.
7. Once Oversize vehicle(s) have crossed into the northbound lanes of Great Northern Highway via crossover, Rear Pilot vehicle/ Traffic Escort Warden (if applicable) to confirm that bollards have been reinstated before continuing the contraflow movement.
8. Once the Oversize vehicle(s) are on H369 Ramp onto Brand Highway, Pilot vehicle 1 to advise Pilot vehicles 2 & 3 to release the Northbound traffic on Tonkin Highway & take their second positions.
9. Oversize vehicle(s) to traverse over median where protection measures have been put in place and return to natural lane of travel on Brand Highway.
10. Transport personnel to remove protection methods, following which Pilot vehicles can release traffic and continue with duties as required.

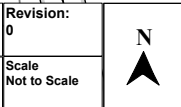
Protection measures Insert



TITLE:
 Contraflow on Great Northern Highway from Over-Height Vehicle Bypass into Brand Highway
LOCATION: Great Northern Highway & Brand Highway Muchea

Legend	
	Oversize Vehicle Direction
	Pilot Vehicle
	Bollards

TGS OSOM 2026 - 04	Revision: 0
Version Date : 19/05/2026	Scale Not to Scale



JOINS TGS 01

MUCHEA ROAD TRAIN
ASSEMBLY AREA

TONGKIN HWY

GREAT NORTHERN HWY

Pilot
② ③



TITLE:
Contraflow on Great Northern Highway from Over-Height Vehicle
Bypass into Brand Highway

LOCATION: Great Northern Highway & Brand Highway Muchea

Legend
 Pilot Vehicle

TGS
OSOM 2026 - 04

Version Date :
19/05/2026

Revision:
0

Scale:
Not to Scale

