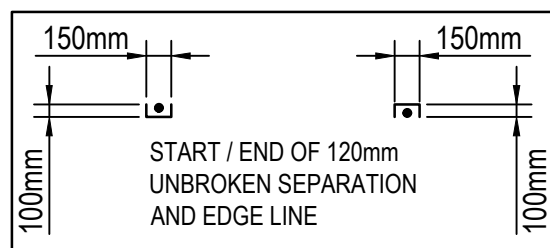
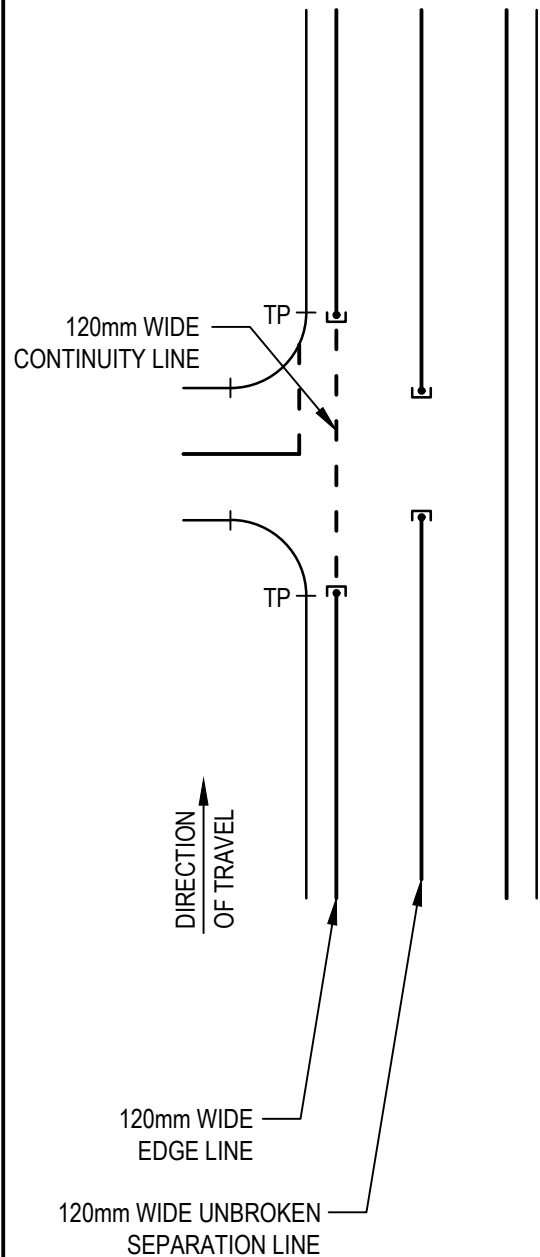
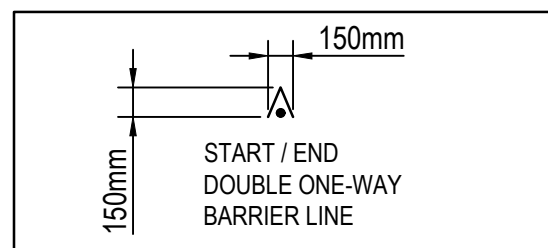
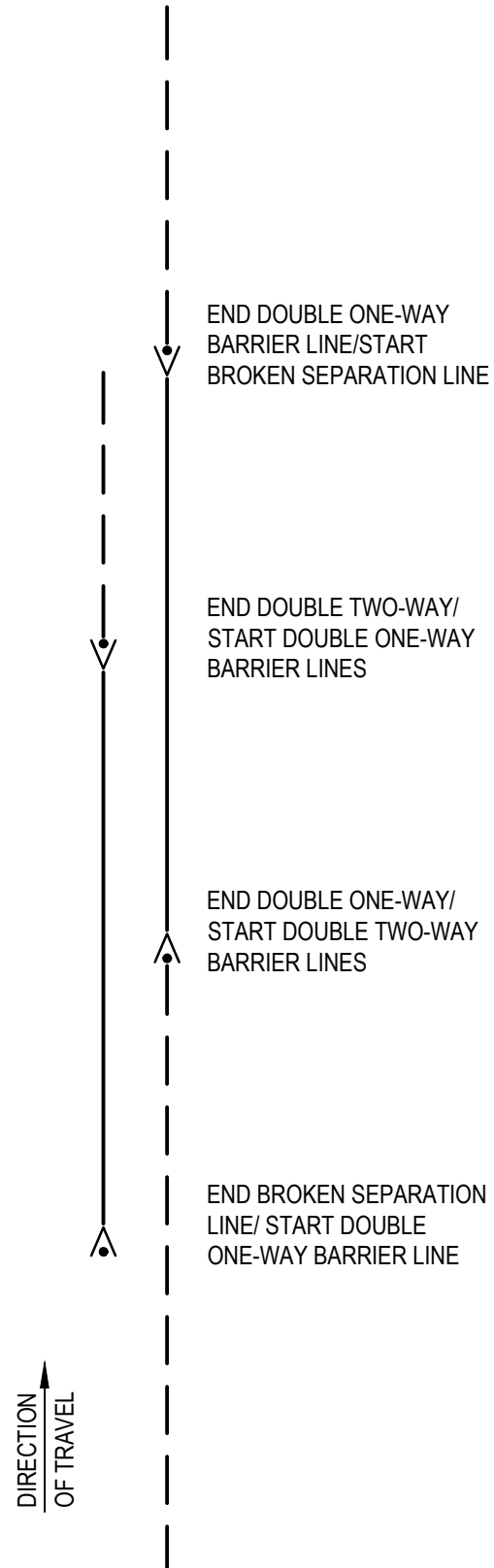


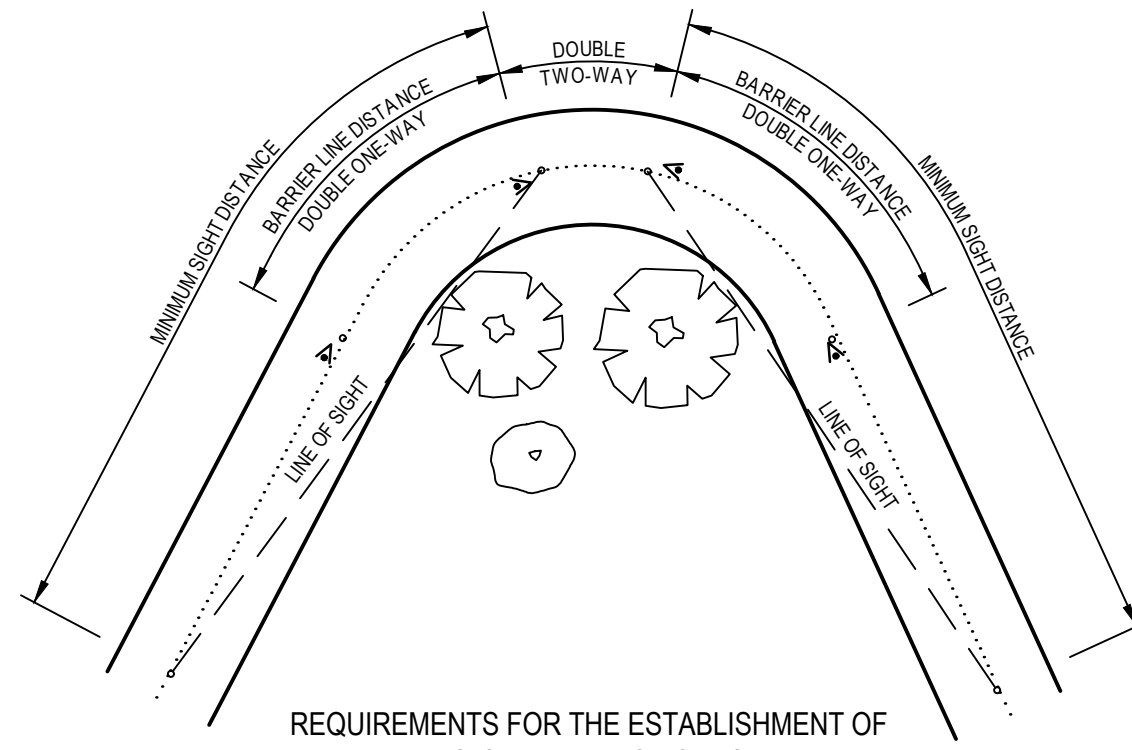
**PATTERN CHANGE MARKS
120mm UNBROKEN SEPARATION
AND EDGE LINES**



**PATTERN CHANGE MARKS
CURVES AND CRESTS**



**METHOD FOR LOCATING A NO-OVERTAKING
ZONE ON ISOLATED CURVES OR CRESTS**



**REQUIREMENTS FOR THE ESTABLISHMENT OF
NO-OVERTAKING ZONES**

1	2	3
V_{85}	MINIMUM OVERTAKING SIGHT DISTANCE * (1.10m TO 1.10m)	MRWA DESIRABLE BARRIER LINE DISTANCE ***
km/h	m	m
0 to 40	120	84 (7)
41 to 50	150	108 (9)
51 to 60	180	132 (11)
61 to 70	210	156 (13)
71 to 80	240	180 (15)
81 to 90	270	204 (17)
91 to 100	300	228 (19)
101 to 110	330	252 (21)***

* OVERTAKING AT CRESTS OR CURVES IS PERMITTED IF THE OVERTAKING SIGHT DISTANCE BETWEEN TWO POINTS 1.10m (DRIVER EYE HEIGHT) ABOVE THE CENTRELINE DOES NOT FALL BELOW THE MINIMUM OVERTAKING SIGHT DISTANCE. THIS IS BASED ON WHAT IS ASSUMED TO BE A TYPICAL OVERTAKING MANOEUVRE, I.E. A VEHICLE TRAVELLING AT THE 85th PERCENTILE SPEED OVERTAKES A SLOWER VEHICLE AND IS OPPOSED BY AN ONCOMING VEHICLE ALSO TRAVELLING AT THE 85th PERCENTILE SPEED.

** THE NUMBER OF 12m MODULES CORRESPONDING TO THIS DISTANCE IS SHOWN IN BRACKETS. FOR EXAMPLE, THE BARRIER LINE DISTANCE FOR 80km/h APPROXIMATES 15x12m (THE LINEMARKING MODULE).

*** MRWA BARRIER LINE DISTANCES HAVE BEEN ADOPTED TO ALIGN WITH A 12m GAP/LINE SPACING (9m GAP / 3m STRIPE) AND ENSURE A CONSERVATIVE APPROACH TO THE PLACEMENT AND MEASUREMENT OF THE DOUBLE ONE-WAY BARRIER DISTANCES.

*** FOR ROAD TRAIN ROUTES (>30m IN LENGTH, ANY COMBINATION) USE A MINIMUM 300m (25).

AMENDMENTS

No.	DESCRIPTION	APPROVED & DATE
2	DRIVER'S EYE CHANGED TO 1.10m. NOTE 1 AMENDED. TABLE, NOTE & TITLEBLOCK UPDATED.	R.K. 21/5/21
3	TITLE BLOCK AND FILE No. UPDATED.	C.M. 15/04/2026

NOTES

1. THIS DRAWING IS TO BE USED IN CONJUNCTION WITH MAIN ROADS WA BARRIER LINE MARKING ASSESSMENT GUIDELINE AVAILABLE ON MAIN ROADS WA WEBSITE.



PLANNING AND TECHNICAL SERVICES DIRECTORATE
ROAD AND TRAFFIC ENGINEERING BRANCH
Waterloo Crescent EAST PERTH 6004
Telephone 138 138

DRAWN	K.WILLIAMS
DESIGNED	W. CANNELL
VERIFIED	R. KOORENGEVEL 17.7.13
APPROVED	A. FREEMAN 17.7.13
FILE NO.	13/4330



STANDARD DRAWING
MRWA PATTERN CHANGE MARKS
FOR BARRIER LINES ON CURVES OR CRESTS

MRWA DRAWING NUMBER 201331-0026-3 AMENDMENT

201331-0026-3

NOT TO SCALE
SCALE A3