



mainroads
WESTERN AUSTRALIA

*We're working for
Western Australia.*

Relocation Period Permit Operating Conditions

Printed copies are uncontrolled unless marked otherwise.
Refer to the Main Roads Website for current version.

D26#303187
March 2026

Contents

DEFINITIONS	4
1 APPLICATION	5
1.1 Approved Vehicles	5
1.2 Approved Operations	5
1.3 Approved Axle Configuration	5
1.4 Operating in Conjunction with another Permit or Order	5
2 COMPULSORY WA HEAVY VEHICLE ACCREDITATION	5
2.1 Requirement for Accreditation	5
2.2 Effect on the Permit	5
2.3 Non-Application of this Section	6
3 LICENSING REQUIREMENTS	6
3.1 Requirement for Appropriate Vehicle Licensing	6
3.2 Complying with Licence Conditions	6
4 COMPULSORY HEAVY VEHICLE INCIDENT REPORTING	6
5 USING A NON-COMPLYING VEHICLE	6
6 DIMENSION REQUIREMENTS	6
6.1 Length Limits	6
6.2 Axle Spacings	6
6.3 Approved Steer Axle Mass	7
7 ACCESS REQUIREMENTS	7
7.1 Approved Roads and Conditions	7
7.2 Speed Restrictions	7
7.3 Minimum Following Distance	8
7.4 Poor Visibility	8
7.5 Overtaking	8
7.6 Parking	8
8 WARNING SIGN REQUIREMENTS	8
8.1 Warning Sign	8
8.2 Warning Signs Specifications	9
9 AMENDMENTS TO OPERATING CONDITIONS & ACCESS	9
9.1 Access Approval Suspension & Revocation	9
9.2 Amendments & Notifications	10
10 APPENDICES	10
Appendix 1 – RAV Warning Sign	11
Appendix 2 – RAV Warning Sign Dimensions & Font Specifications	12
Appendix 3 – Split RAV Warning Signs	13

Document Control

Owner	Main Roads Heavy Vehicle Services
Custodian	Manager Heavy Vehicle Road Network Access
Document Number	D26#303187
Issue Date	March 2026
Review Frequency	As required.

Amendments

Revision Number	Revision Date	Description of Key Changes	Section

DEFINITIONS





The following are definitions for terms used in these Operating Conditions. Refer to the definitions in the *Road Traffic (Administration) Act 2008* and the *Road Traffic (Vehicles) Act 2012* and any subsidiary legislation to these Acts for the meanings of any terms not defined in this section. If a definition in the relevant Acts or the subsidiary legislation conflicts with a definition in this section, the definition in this section prevails for the purpose of these Operating Conditions.

Term	Definition
Access Endorsement	An endorsement attached to the permit specifying the approved roads for the particular vehicle configuration.
Block Truck	A rigid truck fitted with a weight on the rear to transmit the required mass through the drive axles.
Licensing Authority	A Government Authority responsible for the administration of the vehicle licensing provision of the law of the relevant State, Territory or the Commonwealth.
Main Roads Website	www.mainroads.wa.gov.au
Permit	Means a permit issued under Part 4 of the Road Traffic (Vehicles) Act 2012, which these Operating Conditions form part of.
Posted Speed Limit	The speed limit indicated by the numerals on the speed limit sign or 50 kilometres per hour in the absence of a speed limit sign in a built-up area.
Prime Mover	A motor vehicle built primarily to tow a semi-trailer but does not include a truck or modified prime mover built primarily to carry a load or carry out a function other than towing a semi-trailer.
RAV	An approved vehicle combination to which the “ <i>Relocation Period Permit</i> ” applies.
RAV Mapping Tool	https://mrwebapps.mainroads.wa.gov.au/hvsnetworkmap
Statutory Mass Limits	The mass limits prescribed in Part 8 of the <i>Road Traffic (Vehicles) Regulations 2014</i> .
Truck	A motor vehicle designed primarily for the carriage of goods directly upon it, and does not include a prime mover, unless it is fitted with a block for use as a block truck, or has been modified to the extent where its primary function is no longer to tow a semi-trailer.

1 APPLICATION

1.1 Approved Vehicles

The *Relocation Period Permit* applies to the block truck or prime mover specified on the permit when towing trailers approved under a *Performance Based Standards (PBS) Design Approval* in a vehicle configuration described in the following table:

Vehicle Configuration Description	Length	Access
<p style="text-align: center;">A-Double</p> 	≤32m	Endorsement #8585
<p style="text-align: center;">Block Truck towing Two 7 Axle Dog Trailers</p> 	≤40m	Endorsement #8586
<p style="text-align: center;">A-Triple</p> 	≤42m	Endorsement #8587
<p style="text-align: center;">A-Quad</p> 	≤60m	Endorsement #8588

1.2 Approved Operations

The *Relocation Period Permit* only applies to an empty vehicle combination:

- (a) Being delivered to a customer from the manufacturer;
- (b) Being transported to or from a place of repair or maintenance.

1.3 Approved Axle Configuration

1.3.1 A *Relocation Period Permit* applies to a RAV with less than the number of axles indicated.

1.3.2 A *Relocation Period Permit* applies to a towing vehicle with a single steer axle or a twin steer axle group.

1.4 Operating in Conjunction with another Permit or Order

The *Relocation Period Permit* cannot be used in conjunction with another permit or order, unless specified on the permit.

2 COMPULSORY WA HEAVY VEHICLE ACCREDITATION

2.1 Requirement for Accreditation

This *Relocation Period Permit* does not apply unless and until there is a person who is accredited in relation to the vehicle.

2.2 Effect on the Permit

If the person who is accredited in relation to the vehicle ceases to be accredited, the *Relocation Period Permit* ceases to have effect on and from the day on which the person ceases to be accredited.

2.3 Non-Application of this Section

The requirement for Accreditation under this section does not apply to a person operating a RAV that is not being used in connection with a business.

3 LICENSING REQUIREMENTS

3.1 Requirement for Appropriate Vehicle Licensing

3.1.1 The *Relocation Period Permit* does not apply unless the block truck or prime mover is licensed under the appropriate heavy vehicle licence class applicable to the number of trailers being towed.

3.1.2 The *Relocation Period Permit* does not apply unless all trailers are:

- (a) Appropriately licensed;
- (b) Covered by a Department of Transport & Major Infrastructure licensing permit; or
- (c) Fitted with trade plates.

3.2 Complying with Licence Conditions

In addition to these Operating Conditions, the RAV must be driven in accordance with any conditions of the vehicle's licence, as imposed by the relevant licensing authority.

4 COMPULSORY HEAVY VEHICLE INCIDENT REPORTING

All on-road incidents involving a RAV must be reported to Main Roads Heavy Vehicle Services by the permit holder. The Heavy Vehicle Incident Reporting form is available on the Incident Reporting page on the Main Roads website and it must be submitted within 48 hours of the incident occurring.

5 USING A NON-COMPLYING VEHICLE

A trailer that does not comply with an *Australian Design Rule* or *Road Traffic (Vehicles) Regulations 2012* may be used, provided the non-conformance is approved under a *Performance Based Standards (PBS) Design Approval*.

6 DIMENSION REQUIREMENTS

6.1 Length Limits

A RAV must not exceed the maximum length indicated for the particular vehicle configuration under clause 1.1.

6.2 Axle Spacings

6.2.1 A RAV must comply with the minimum axle spacing requirements specified in the following table:

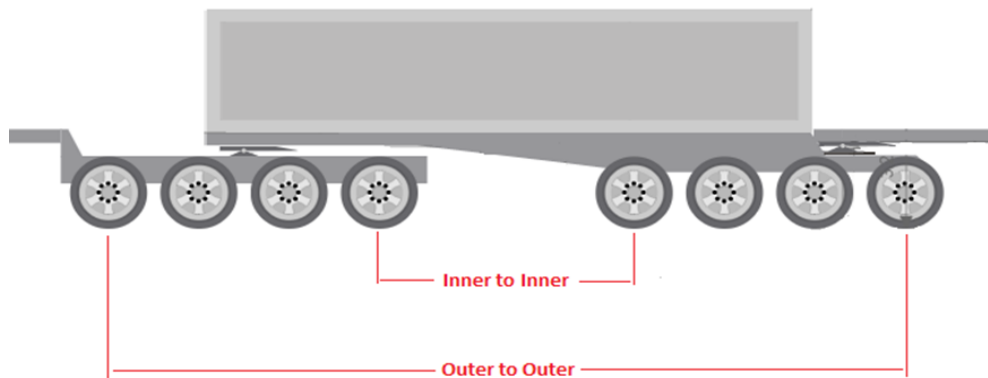
Adjacent Axles or Axle Groups	Minimum Distance
Tandem axle group to tandem axle group	6.8 m
Tandem axle group to tri axle group	8.0 m
Tandem axle group to quad axle group	9.2m
Tri axle group to tri axle group	9.2 m

Tri axle group to quad axle group	10m
Quad axle group to quad axle group	12m

“Single axle” does not include a single steer axle.

“Tandem axle group” does not include a twin steer axle group.

6.2.2 Axle spacings are measured as shown in the following diagram:



6.3 Approved Steer Axle Mass

A RAV is not permitted to exceed any statutory mass limit relating to the steer axle(s), except where specified in the following table:

Axle Group	Mass Limit
Single Steer Axle with tyres <375 mm	6.5 t
Single Steer Axle with tyres ≥375 mm	7.1 t
Twin Steer Axle Group with non-load sharing suspension	10 t
Twin Steer Axle Group with load sharing suspension and tyres <375 mm	11 t
Twin Steer Axle Group with load sharing suspension and tyres ≥375 mm	12 t

7 ACCESS REQUIREMENTS

7.1 Approved Roads and Conditions

7.1.1 A RAV must only operate on a road listed in the Access Endorsement specified for the particular RAV category under clause 1.1 and attached to the permit.

7.1.2 A RAV must operate in accordance with any conditions specified for a particular road in the Access Endorsement.

7.2 Speed Restrictions

A RAV must not travel at a speed exceeding the lesser of:

- The speed limit applicable to the road or vehicle under the *Road Traffic Code 2000*; or
- 10 km/h below the speed limit applicable to the road under the *Road Traffic Code 2000*, where the speed limit is greater than 60 km/h; or
- The maximum speed specified as a condition for a particular road in the Access Endorsement.

7.3 Minimum Following Distance

The driver of a RAV must maintain a distance of at least 200 metres from any other heavy vehicle travelling in front of it, unless:

- (a) The RAV is overtaking the vehicle in front or the vehicle in front is stopping; or
- (b) There is a separate lane available for the use of overtaking traffic; or
- (c) The RAV is in an urban area and it is not reasonably practicable to maintain such a distance; or
- (d) The RAV is stopped or coming to a stop for the purpose of complying with a provision of any law or avoiding conflict with other traffic.

7.4 Poor Visibility

7.4.1 The driver of a RAV must not begin to travel if, due to circumstances such as fog, heavy rain, smoke, dust or insect plague:

- (a) The visibility is less than 250 metres during the day; or
- (b) The headlights of a vehicle approaching within 250 metres could not be seen at night.

7.4.2 Where a RAV is already travelling when visibility is reduced to the level described above, the driver must drive into the nearest safe parking area and wait until visibility improves beyond that level before continuing to travel.

7.5 Overtaking

The driver of the RAV must not overtake another vehicle, unless:

- (a) There is a separate lane available for the purpose of overtaking traffic; or
- (b) The vehicle in front is stopping; or
- (c) The vehicle in front is travelling at a significantly lower speed, i.e., 20 km/h or more below the RAV's legal speed limit; and
- (d) It is safe to do so.

7.6 Parking

7.6.1 A RAV must not be parked in an area where parking of the RAV is prohibited.

7.6.2 Where parking of a RAV is permitted, the RAV must be parked in accordance with any parking requirements or restrictions applicable to the area.

8 WARNING SIGN REQUIREMENTS

8.1 Warning Sign

8.1.1 A RAV exceeding 27.5 metres in length, but not exceeding 32 metres in length, may display a 32m Long RAV Warning Sign, as specified in [Appendix 1](#).

8.1.2 A RAV exceeding 36.5 metres in length, but not exceeding 42 metres in length, must display a 42m Long RAV Warning Sign, as specified in [Appendix 1](#).

8.1.3 A RAV exceeding 53.5 metres in length, but not exceeding 60 metres in length, must display a 60m Long RAV Warning Sign, as specified in [Appendix 1](#).

8.1.4 The RAV warning sign must only be fitted horizontally on the rear of the RAV.

8.2 Warning Signs Specifications

- 8.2.1** The RAV warning sign must be manufactured in one or 2 parts from:
- (a) sheet steel with a minimum thickness of 0.8 mm thick; or
 - (b) a sticker attached to an equivalent rigid surface; or
 - (c) a flexible vinyl material, provided the sign is attached in such a manner that ensures it remains taut and clearly visible.
- 8.2.2** The RAV warning sign must be the minimum dimensions shown in [Appendix 2](#).
- 8.2.3** The RAV warning sign must display the words specified in [Appendix 1](#) in black capital letters, in typeface Helvetica Neue Bold Condensed, and the size shown [Appendix 2](#).
- 8.2.4** If the RAV warning sign is in 2 parts, it must be split through the centre as shown in [Appendix 3](#).
- 8.2.5** The RAV warning sign must have a black border. A black border is not required on the inside of a RAV warning sign split in 2 parts.
- 8.2.6** The RAV warning sign must display the sign manufacturer's name or logo, and the brand and class of retro-reflective material used, in block letters not over 10 mm high.
- 8.2.7** The RAV warning sign must be coated with yellow retro-reflective material that complies with class 100 or 400 of AS1906.1 – 2017 *Retroreflective Materials and Devices for Road Traffic Control Purposes – Retroreflective Sheeting*.
- 8.2.8** The RAV warning sign must only be fitted on the rear of the RAV and so:
- (a) no part of the sign is —
 - (i) over 2.75 m above ground level; or
 - (ii) under 500 mm above ground level;and
 - (b) if the sign is in 2 parts, the parts are fitted at the same height above ground level.

Note: The 60m RAV Warning Size cannot be split into 2 parts.

8.3 Warning Signs Not to be Displayed on Other Vehicles

- 8.3.1** The whole or a part of a RAV warning sign must not be displayed unless it is displayed in accordance with this section.
- 8.3.2** A RAV must not display a warning sign not specified in this section.

9 AMENDMENTS TO OPERATING CONDITIONS & ACCESS

9.1 Access Approval Suspension & Revocation

- 9.1.1** Approval to operate a RAV may be suspended when road and/or traffic conditions are considered unsuitable. Main Roads personnel, WA Police or Traffic Escort Wardens, may make verbal notification of such suspension.
- 9.1.2** Approval to operate a RAV may be suspended or revoked if the operator or vehicle combination fails to comply with any of the requirements specified in these Operating Conditions.

9.2 Amendments & Notifications

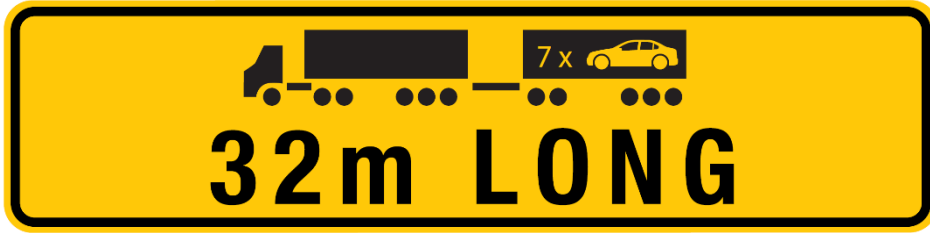
- 9.2.1** These Operating Conditions are subject to occasional amendments. If amendments are made that impact transport operators, they will be published as an “HVS Update” on the Main Roads website on the first working day of the month. Operators and drivers are required to ensure that they are operating vehicles on the public road network in accordance with the current and up to date Operating Conditions.
- 9.2.2** Heavy Vehicle Travel Impacts are published when road conditions may impede the movement of Restricted Access Vehicles. Operators and drivers are required to check the Heavy Vehicle Travel Impacts in the RAV Mapping Tool on the Main Roads website immediately prior to operating the vehicle on the public road network to ensure that there is no relevant information that will impede their vehicle operating on the WA road network.
- 9.2.3** All conditions stipulated in HVS Updates or Heavy Vehicle Travel Impacts must be adhered to.
- 9.2.4** Where a condition stipulates that contact must be made with a site supervisor or any other person prior to travel, this must be done via email or text message and evidence provided to Main Roads’ personnel upon request.

10 APPENDICES


Appendix	Title
Appendix 1	RAV Warning Sign
Appendix 2	RAV Warning Sign Dimensions & Font Specifications
Appendix 3	Split RAV Warning Signs

Appendix 1 – RAV Warning Sign

32m Long RAV Warning Sign:



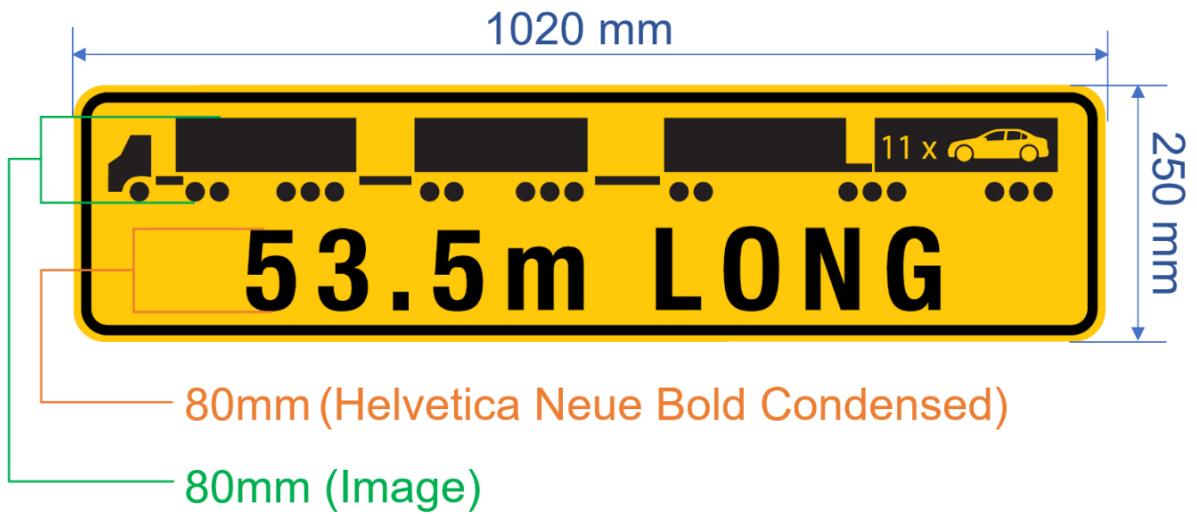
42m Long RAV Warning Sign:



60m Long RAV Warning Sign:



Appendix 2 – RAV Warning Sign Dimensions & Font Specifications



Appendix 3 – Split RAV Warning Signs

Example of Split RAV Warning Sign:

