

OFFICIAL



mainroads
WESTERN AUSTRALIA

*We're working for
Western Australia.*

Class 1 RAV Restricted Area Low Loader Overmass Period Permit

Operating Conditions

Printed copies are uncontrolled unless marked otherwise.
Refer to the Main Roads website for current version.

D21#369821
February 2026

Contents

REFERENCES AND RELATED DOCUMENTS.....	4
DEFINITIONS	4
1 APPLICATION	5
1.1 Approved Vehicles.....	5
1.2 Excluded Vehicles	8
2 COMPULSORY WA HEAVY VEHICLE ACCREDITATION	9
2.1 Requirement for Accreditation	9
2.2 Effect on the Permit	9
2.3 Non-Application of this Section.....	9
3 LICENSING REQUIREMENTS	9
3.1 Requirement for Appropriate Vehicle Licensing	9
3.2 Complying with Licence Conditions	9
4 COMPULSORY HEAVY VEHICLE INCIDENT REPORTING.....	9
5 DIMENSION REQUIREMENTS	9
6 MASS LIMITS.....	9
7 CARRYING MULTIPLE ITEMS.....	10
8 ACCESS REQUIREMENTS.....	10
8.1 Permitted Roads	10
8.2 Route Survey	11
8.3 Applying to Cross a Bridge	11
8.4 Block Truck Requirements.....	11
9 PERMIT STATUS.....	11
9.1 Permit Suspension & Revocation	11
9.2 Permit Amendments & Notifications	12
10 APPENDICES	12
Appendix 1 - Restricted Area Low Loader Route Plan	13

Document Control

Owner	Director Heavy Vehicle Services
Custodian	Manager Heavy Vehicle Road Network Access
Document Number	D21#369821
Issue Date	May 2021
Review Frequency	As Required

Amendments

Revision Number	Revision Date	Description of Key Changes	Section
1	27/10/2025	Updated hyperlinks due to website changes. Clarified accreditation requirements.	s. 2
2	11/02/2026	Clarified licensing requirements.	s. 3

REFERENCES AND RELATED DOCUMENTS

The following document relates to these Operating Conditions and are available on the Main Roads website:

Document Name	Location
Guidelines for Transporting Multiple Items on an Oversize or Over-mass Vehicle	https://www.mainroads.wa.gov.au/4a285d/globalassets/heavy-vehicles/permits-orders-schemes/osom/guidelines-for-transporting-multiple-items-on-an-oversize-or-over-mass-vehicle.pdf

DEFINITIONS

The following are definitions for terms used in these Operating Conditions. Refer to the definitions in the *Road Traffic (Administration) Act 2008* and the *Road Traffic (Vehicles) Act 2012* and any subsidiary legislation to these Acts for the meanings of any terms not defined in this section. If a definition in the relevant Acts or the subsidiary legislation conflicts with a definition in this section, the definition in this section prevails for the purpose of these Operating Conditions.










Term	Definition
Large Indivisible Item	an item that: (a) cannot be divided without extreme effort, expense or risk of damage to it; and (b) cannot be carried on any vehicle without exceeding a mass or dimension requirement.
Licensing Authority	A Government Authority responsible for the administration of the vehicle licensing provision of the law of the relevant State, Territory or the Commonwealth.
Main Roads Website	www.mainroads.wa.gov.au – documents referenced within these operating conditions are published on the Oversize Over-mass Permits page.
Permit	A permit issued under Part 4 of the Road Traffic (Vehicles) Act 2012, which these Operating Conditions form part of.
Permit Holder	The Operator to whom the permit is issued.
RAV	An approved vehicle combination to which the “Class 1 RAV Restricted Area Low Loader Overmass Period Permit” applies.


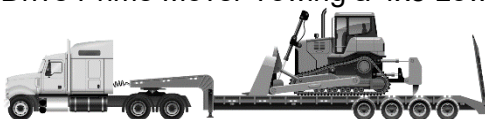









1 APPLICATION











1.1 Approved Vehicles











The *Class 1 RAV Restricted Area Low Loader Overmass Period Permit* applies to a RAV described in the following table when carrying a large indivisible item and consisting of:

- (a) A low loader with three (3) or four (4) axles, with eight (8) tyres per axle; or
- (b) A low loader with five (5) or six (6) axles, with four (4) tyres per axle.

Category 1 RAVs	
Category	Vehicle Description
1.1	Tandem Drive Prime Mover Towing a 3x8 Low Loader 
1.2	Tri Drive Prime Mover Towing a 3x8 Low Loader 
1.3	Tandem Drive Prime Mover Towing a 2x4 Dolly and a 3x8 Low Loader 
1.4	Tri Drive Prime Mover Towing a 2x4 Dolly and a 3x8 Low Loader 
1.5	Tandem Drive Prime Mover Towing a 3x4 Dolly and a 3x8 Low Loader 
1.6	Tandem Drive Prime Mover Towing a 2x8 Dolly and a 3x8 Low Loader 
1.7	Tri Drive Prime Mover Towing a 3x4 Dolly and a 3x8 Low Loader 
1.8	Tri Drive Prime Mover Towing a 2x8 Dolly and a 3x8 Low Loader 
1.9	Tandem Drive Prime Mover Towing a 3x8 Dolly and a 3x8 Low Loader 

1.10	Tri Drive Prime Mover Towing a 3x8 Dolly and a 3x8 Low Loader 
Category 2 RAVs	
Category	Vehicle Description
2.1	Tandem Drive Prime Mover Towing a 4x8 Low Loader 
2.2	Tri Drive Prime Mover Towing a 4x8 Low Loader 
2.3	Tandem Drive Prime Mover Towing a 2x4 Dolly and a 4x8 Low Loader 
2.4	Tri Drive Prime Mover Towing a 2x4 Dolly and a 4x8 Low Loader 
2.5	Tandem Drive Prime Mover Towing a 3x4 Dolly and a 4x8 Low Loader 
2.6	Tandem Drive Prime Mover Towing a 2x8 Dolly and a 4x8 Low Loader 
2.7	Tri Drive Prime Mover Towing a 3x4 Dolly and a 4x8 Low Loader 
2.8	Tri Drive Prime Mover Towing a 2x8 Dolly and a 4x8 Low Loader 
2.9	Tandem Drive Prime Mover Towing a 3x8 Dolly and a 4x8 Low Loader 
2.10	Tri Drive Prime Mover Towing a 3x8 Dolly and a 4x8 Low Loader 

Category 3 RAVs	
Category	Vehicle Description
3.1	Tandem Drive Prime Mover Towing a 5x4 Low Loader 
3.2	Tri Drive Prime Mover Towing a 5x4 Low Loader 
3.3	Tandem Drive Prime Mover Towing a 2x4 Dolly and a 5x4 Low Loader 
3.4	Tri Drive Prime Mover Towing a 2x4 Dolly and a 5x4 Low Loader 
3.5	Tandem Drive Prime Mover Towing a 3x4 Dolly and a 5x4 Low Loader 
3.6	Tandem Drive Prime Mover Towing a 2x8 Dolly and a 5x4 Low Loader 
3.7	Tri Drive Prime Mover Towing a 3x4 Dolly and a 5x4 Low Loader 
3.8	Tri Drive Prime Mover Towing a 2x8 Dolly and a 5x4 Low Loader 
3.9	Tandem Drive Prime Mover Towing a 3x8 Dolly and a 5x4 Low Loader 
3.10	Tri Drive Prime Mover Towing a 3x8 Dolly and a 5x4 Low Loader 

Category 4 RAVs	
Category	Vehicle Description
4.1	Tandem Drive Prime Mover Towing a 6x4 Low Loader 
4.2	Tri Drive Prime Mover Towing a 6x4 Low Loader 
4.3	Tandem Drive Prime Mover Towing a 2x4 Dolly and a 6x4 Low Loader 
4.4	Tri Drive Prime Mover Towing a 2x4 Dolly and a 6x4 Low Loader 
4.5	Tandem Drive Prime Mover Towing a 3x4 Dolly and a 6x4 Low Loader 
4.6	Tandem Drive Prime Mover Towing a 2x8 Dolly and a 6x4 Low Loader 
4.7	Tri Drive Prime Mover Towing a 3x4 Dolly and a 6x4 Low Loader 
4.8	Tri Drive Prime Mover Towing a 2x8 Dolly and a 6x4 Low Loader 
4.9	Tandem Drive Prime Mover Towing a 3x8 Dolly and a 6x4 Low Loader 
4.10	Tri Drive Prime Mover Towing a 3x8 Dolly and a 6x4 Low Loader 

1.2 Excluded Vehicles

The *Class 1 RAV Restricted Area Low Loader Overmass Period Permit* does not apply to a vehicle combination consisting of a platform trailer.

2 COMPULSORY WA HEAVY VEHICLE ACCREDITATION

2.1 Requirement for Accreditation

The *Class 1 RAV Restricted Area Low Loader Overmass Period Permit* does not apply unless and until there is a person who is accredited in relation to the vehicle.

2.2 Effect on the Permit

If the person who is accredited in relation to the vehicle ceases to be accredited, the *Class 1 RAV Restricted Area Low Loader Overmass Period Permit* ceases to have effect on and from the day on which the person ceases to be accredited.

2.3 Non-Application of this Section

The requirement for Accreditation under this section does not apply to a person operating a RAV that is not being used in connection with a business.

3 LICENSING REQUIREMENTS

3.1 Requirement for Appropriate Vehicle Licensing

The *Class 1 RAV Restricted Area Low Loader Overmass Period Permit* does not apply unless the prime mover is licensed under the appropriate heavy vehicle licence class applicable to the number of trailers being towed.

3.2 Complying with Licence Conditions

In addition to these Operating Conditions, the RAV must be driven in accordance with any conditions of the vehicle's licence, as imposed by the relevant licensing authority.

4 COMPULSORY HEAVY VEHICLE INCIDENT REPORTING

All on-road incidents involving a RAV must be reported to Main Roads Heavy Vehicle Services by the permit holder. The Heavy Vehicle Incident Reporting form is available on the Incident Reporting page on the Main Roads website and it must be submitted within 48 hours of the incident occurring.

5 DIMENSION REQUIREMENTS

A RAV exceeding a statutory dimension limit must operate in conjunction with a *Class 1 RAV Oversize Period Permit* or a *Class 1 RAV Oversize Single Trip Permit*.

6 MASS LIMITS

A RAV must not exceed the following mass limits:

Axle Group	Mass Limit
Single Steer Axle with tyres <375mm	6.5 tonnes
Single Steer Axle with tyres ≥375mm	7.1 tonnes
Twin Steer Axle Group with non-load sharing suspension	10 tonnes
Twin Steer Axle Group with load sharing suspension and tyres <375mm	11 tonnes

Twin Steer Axle Group with load sharing suspension and tyres $\geq 375\text{mm}$	12 tonnes
Tandem Drive Axle Group	18.5 tonnes
Tri Axle Group with 4 tyres per axle (Drive & Dolly only)	27 tonnes
Tandem Axle Group with 4 tyres per axle (Dolly only)	18 tonnes
Tandem Axle Group with 8 tyres per axle (Dolly only)	28 tonnes
Tri Axle Group with 8 tyres per axle	48 tonnes
Quad Axle Group with 8 tyres per axle	55 tonnes
Quin Axle Group with 4 tyres per axle	45 tonnes
Six Axle Group with 4 tyres per axle	54 tonnes

7 CARRYING MULTIPLE ITEMS

A RAV may carry other items in addition to the large indivisible item(s), provided the other items are carried in accordance with the *Guidelines for Transporting Multiple Items on an Oversize or Over-mass Vehicle*, available on the Main Roads website.

8 ACCESS REQUIREMENTS

8.1 Permitted Roads

8.1.1 A RAV may be driven on any public road within the following Local Governments, subject to sub-clause 8.1.2:

- | | |
|-----------------------------|-----------------------------|
| (a) Shire of Coolgardie | (b) Shire of Corrigin |
| (c) Shire of Cue | (d) Shire of Dalwallinu |
| (e) Shire of Dowerin | (f) Shire of Dundas |
| (g) Shire of Kent | (h) Shire of Kondinin |
| (i) Shire of Koorda | (k) Shire of Kulin |
| (j) Shire of Lake Grace | (l) Shire of Menzies |
| (m) Shire of Mount Marshall | (n) Shire of Morowa |
| (o) Shire of Mukinbudin | (p) Shire of Narembeen |
| (q) Shire of Nungarin | (r) Shire of Perenjori |
| (s) Shire of Sandstone | (t) Shire of Shark Bay |
| (u) Shire of Tammin | (v) Shire of Trayning |
| (w) Shire of Westonia | (x) Shire of Wongan-Ballidu |
| (y) Shire of Wiluna | (z) Shire of Wyalkatchem |
| (aa) Shire of Yilgarn | |

8.1.2 A RAV must not be driven over any bridge.

8.2 Route Survey

- 8.2.1** Prior to departure, the operator or driver of the RAV must assess the route of travel to ensure that it is suitable for use and that it can be driven along without contravening these Operating Conditions.
- 8.2.2** The operator or driver must complete the *Restricted Area Low Loader Route Plan* (refer to [Appendix 1](#)), available on the Main Roads website. The driver must carry a copy in the vehicle and produce it to Main Roads or WA Police personnel upon request.
- 8.2.3** The operator must use the most appropriate route, which wherever possible must consist of State roads and Regional Distributor roads. Where a heavy vehicle bypass exists, this must be used, unless there is a physical constraint, such as a bridge.

Note 1: *Drive over structure locations are published on the RAV Mapping Tool, available on the Main Roads website.*

Note 2: *In addition to any other applicable penalties, failure to complete and produce the Restricted Area Low Loader Route Plan upon request will result in suspension of the Class 1 RAV Restricted Area Low Loader Overmass Period Permit for 3 months for a first breach and a minimum of 6 months for subsequent breaches.*

8.3 Applying to Cross a Bridge

If a RAV needs to cross a bridge within the approved Local Governments listed in sub-clause 8.1.1, an application for a Bridge Crossing Permit can be made by submitting a [Bridge Crossing Permit Application form](#), available on the Main Roads website.

8.4 Block Truck Requirements

- 8.4.1** Where the mass of the RAV is comparable to the GCM of the prime mover and the route consists of any gradient exceeding 5%, an additional block truck must be used while ascending the gradients.
- 8.4.2** If an operator considers it necessary to use an additional block truck to facilitate the safe movement of the RAV or reduce the impact on the road surface, an additional block truck may be used.
- 8.4.3** A block truck must have a minimum of 14 tonnes on a tandem drive axle group or 17 tonnes on a tri drive axle group.
- 8.4.4** An additional block truck may operate at higher mass limits in accordance with a *Block Truck Overmass Period Permit*.
- 8.4.5** When connecting an additional block truck to the RAV under the provisions of this clause, the length of the vehicle combination may exceed the maximum length specified on the oversize permit by the length of the block truck.

9 PERMIT STATUS

9.1 Permit Suspension & Revocation

- 9.1.1** Approval to operate a RAV may be suspended when road and/or traffic conditions are considered unsuitable. Main Roads personnel, WA Police or Traffic Escort Wardens, may make verbal notification of such suspension.

- 9.1.2** Approval to operate a RAV may be suspended or revoked if the operator or vehicle combination fails to comply with any of the requirements specified in the permit or these Operating Conditions.

9.2 Permit Amendments & Notifications

- 9.2.1** These Operating Conditions are subject to occasional amendments. If amendments are made that impact transport operators, they will be published as an “HVS Update” on the Main Roads website on the first working day of the month. Operators and drivers are required to ensure that they are operating vehicles on the public road network in accordance with the current Operating Conditions.
- 9.2.2** The RAV Networks and Restricted Bridge lists are subject to periodic amendments, which include additional roads or restricted bridges being included in the lists, roads or restricted bridges being removed from the lists, or amendments being made to a condition relating to a particular road or bridge in the lists. RAV Network and Restricted Bridge list updates will be effective from the Wednesday following the amendment and the RAV Networks and Restricted Bridge list are maintained in the RAV Mapping Tool and as lists on the Main Road website. Operators and drivers are required to ensure they are operating vehicles on the public road network in accordance with the current RAV Networks and Restricted Bridge lists.
- 9.2.3** Heavy Vehicle Travel Impacts are published when road conditions may impede the movement of Restricted Access Vehicles. Operators and drivers are required to check the Heavy Vehicle Travel Impacts on the Main Roads website immediately prior to operating the vehicle on the public road network to ensure that there is no relevant information that will impede their vehicle operating on the WA road network.
- 9.2.4** All conditions stipulated in HVS Updates or Heavy Vehicle Travel Impacts must be adhered to.
- 9.2.5** Where a condition stipulates that contact must be made with a site supervisor or any other person prior to travel, this must be done via email or text message and evidence provided to Main Roads’ personnel upon request.

10 APPENDICES

Appendix	Title
<u>Appendix 1</u>	<i>Restricted Area Low Loader Route Plan</i>

Appendix 1 - Restricted Area Low Loader Route Plan



Restricted Area Low Loader Route Plan

This form must be completed prior to operating under the Class 1 RAV Restricted Area Low Loader Overmass Period Permit. This form must be carried in the vehicle, along with a bridge crossing permit if required.

Route Details

Origin

Destination

List all roads that form part of the route in the table below:

Road Name	From Intersection	To Intersection	Local Government	Bridge Y/N

Declaration

I declare that I have conducted a route survey for all roads listed above and confirmed no bridges will be crossed, or I have obtained a Bridge Crossing Permit for all bridges that need to be crossed.

Name

Signature

Date