



mainroads
WESTERN AUSTRALIA

*We're working for
Western Australia.*

Accredited Mass Management
Scheme (AMMS)

Tri Drive Prime Mover, Trailer Combinations

Operating Conditions

Printed copies are uncontrolled unless marked otherwise.
Refer to the Main Roads Website for current version.

D21#272354
February 2026

Contents

DEFINITIONS	5
1 APPLICATION	7
1.1 AMMS Approved Vehicles	7
1.2 Approved Axle Configuration	9
1.3 Operating in Conjunction with another Permit or Order	9
1.4 Non-Approved Vehicles	9
2 COMPULSORY WA HEAVY VEHICLE ACCREDITATION	9
2.1 Requirement for Accreditation	9
2.2 Effect on the Permit	10
2.3 Non-Application of this Section	10
3 LICENSING REQUIREMENTS	10
3.1 Requirement for Appropriate Vehicle Licensing	10
4 COMMERCIAL GOODS VEHICLE LICENCE	10
4.1 Obtaining a CGVL	10
4.2 Complying with CGVL Conditions	10
4.3 Carrying a Copy of the CGVL	10
5 USING A NON-COMPLYING VEHICLE	11
5.1 Accepted Non-Complying Vehicles	11
6 DIMENSION REQUIREMENTS	11
6.1 Length Limits	11
6.2 Height Requirements	12
6.3 Axle Spacings	12
6.4 Trailer Gap Requirements	12
7 MASS REQUIREMENTS	13
7.1 Approved Axle Group Mass	13
7.2 Approved Steer Axle Mass	13
7.3 Towed Mass Ratio	14
7.4 Operating with a Combination of AMMS Levels	14
8 ACCESS REQUIREMENTS	14
8.1 Approved Roads and Conditions	14
8.2 Prohibited Roads	15
8.3 Speed Restrictions	15
8.4 Minimum Following Distance	15
8.5 Poor Visibility	15
8.6 Overtaking	15
9 WARNING SIGN REQUIREMENTS	15
9.1 Warning Signs for Certain Combinations	15
9.2 Warning Signs Specifications	16
9.3 Warning Signs Not to be Displayed on Other Vehicles	16

10	COMPULSORY HEAVY VEHICLE INCIDENT REPORTING.....	17
11	AMENDMENTS TO OPERATING CONDITIONS & ACCESS	17
11.1	Access Approval Suspension & Revocation.....	17
11.2	Amendments & Notifications.....	17
12	APPENDICES	17
	Appendix 1 – RAV Warning Signs	18
	Appendix 2 – Example RAV Warning Sign with Sizing Specifications	19

Document Control

Owner	Main Roads Heavy Vehicle Services
Custodian	Manager Heavy Vehicle Road Network Access
Document Number	D21#272354
Issue Date	June 2021
Review Frequency	As required.

Amendments

Revision Number	Revision Date	Description of Key Changes	Section
1	15/06/2021	Amended definition for Modified Mass to exclude the steer axle mass from the calculation.	Definitions
2	13/12/2023	Moved accreditation requirement to s.2, added GCVL requirements and added reference to Trailer Gap Calculator. Removed Appendix 1 – Low Volume Road Conditions.	s.2, 3 & 5.4
3	01/07/2024	Added RAV Warning Sign requirements.	s.8, Appendix 1 and 2.
4	01/08/2024	Added standard following distance, poor visibility and overtaking clauses. Clarify RAV Warning Sign requirements.	s.7 and 8, Appendix 1 and 2.
5	12/11/2024	Amended RAV warning sign requirements.	s.8
6	21/01/2025	Clarified “non-approved” vehicle combinations.	cl. 1.4
7	27/10/2025	Updated hyperlinks due to website changes. Updated vehicle images. Clarified accreditation requirements. Clarified speed restrictions.	s. 1, 2, 7
8	02/02/2026	Clarified licensing requirements.	s. 3

DEFINITIONS

The following are definitions for terms used in these Operating Conditions. Refer to the definitions in the *Road Traffic (Administration) Act 2008* and the *Road Traffic (Vehicles) Act 2012* and any subsidiary legislation to these Acts for the meanings of any terms not defined in this section. If a definition in the relevant Acts or the subsidiary legislation conflicts with a definition in this section, the definition in this section prevails for the purpose of these Operating Conditions.






Term	Definition
AMMS	Accredited Mass Management Scheme
Intermodal Container	A shipping container designed and built for intermodal freight transport.
Lesser Vehicle or Combination	A lesser vehicle or combination has fewer axle groups and less modified mass.
Licensing Authority	A Government Authority responsible for the administration of the vehicle licensing provision of the law of the relevant State, Territory or the Commonwealth.
Livestock	Cattle, sheep, pigs or horses.
Low Volume Road	A rural Local Government road as set out in the latest version of the <i>“Guidelines for Assessing the Suitability of Routes for Restricted Access Vehicles”</i> , published on the Main Roads website.
Main Roads Website	www.mainroads.wa.gov.au
Modified Mass	The amount by which the combined axle group mass of the vehicle exceeds the combined statutory axle group mass limits applicable to the vehicle. For the purpose of AMMS permit the steer axle mass is not included in the modified mass calculation.
Non-complying Vehicle	A vehicle that does not comply with the vehicle standards and/or dimension requirements prescribed in the <i>Road Traffic (Vehicles) Regulations 2014</i> .
Order	The Order that is published in the Gazette subject to these Operating Conditions, under the provisions of Part 4 of the <i>Road Traffic (Vehicles) Act 2012</i> , which these Operating Conditions form part of.
Permit	Means a permit issued under Part 4 of the <i>Road Traffic (Vehicles) Act 2012</i> , which these Operating Conditions form part of.
Permit Holder	The Operator to whom the permit is issued.
Posted Speed Limit	The speed limit indicated by the numerals on the speed limit sign or 50 kilometres per hour in the absence of a speed limit sign in a built-up area.
Prime Mover	A motor vehicle built primarily to tow a semi-trailer but does not include a truck or modified prime mover built primarily to carry a load or carry out a function other than towing a semi-trailer.
RAV	An approved vehicle combination to which the <i>“Accredited Mass Management Scheme Period Permit”</i> applies.
Rear Overhang Line	The centre of a single axle, single axle group, tandem axle group, tri-axle group or quad-axle group nearest to the rear of the vehicle.
Rear Overhang	The distance between the rear overhang line and the rearmost part of the vehicle or the load.






Term	Definition
Statutory Mass Limits	The mass limits prescribed in Part 8 of the <i>Road Traffic (Vehicles) Regulations 2014</i> .
TD1.1	The Tri Drive Network 1.1 approved roads are published in the form of Road Tables or are available on the RAV Mapping Tool on the Main Roads website.
TD1.2	The Tri Drive Network 1.2 approved roads are published in the form of Road Tables or are available on the RAV Mapping Tool on the Main Roads website.
TD1.3	The Tri Drive Network 1.3 approved roads are published in the form of Road Tables or are available on the RAV Mapping Tool on the Main Roads website.
TD3.1	The Tri Drive Network 3.1 approved roads are published in the form of Road Tables or are available on the RAV Mapping Tool on the Main Roads website.
TD3.2	The Tri Drive Network 3.2 approved roads are published in the form of Road Tables or are available on the RAV Mapping Tool on the Main Roads website.
TD3.3	The Tri Drive Network 3.3 approved roads are published in the form of Road Tables or are available on the RAV Mapping Tool on the Main Roads website.
TD4.1	The Tri Drive Network 4.1 approved roads are published in the form of Road Tables or are available on the RAV Mapping Tool on the Main Roads website.
TD4.2	The Tri Drive Network 4.2 approved roads are published in the form of Road Tables or are available on the RAV Mapping Tool on the Main Roads website.
TD4.3	The Tri Drive Network 4.3 approved roads are published in the form of Road Tables or are available on the RAV Mapping Tool on the Main Roads website.
TD5.1	The Tri Drive Network 5.1 approved roads are published in the form of Road Tables or are available on the RAV Mapping Tool on the Main Roads website.
TD5.2	The Tri Drive Network 5.2 approved roads are published in the form of Road Tables or are available on the RAV Mapping Tool on the Main Roads website.
TD5.3	The Tri Drive Network 5.3 approved roads are published in the form of Road Tables or are available on the RAV Mapping Tool on the Main Roads website.
Tow Coupling Underrun	The distance the pivot point of a coupling is forward of the rear of the trailer to which it is attached.
Truck	A motor vehicle designed primarily for the carriage of goods directly upon it, and does not include a prime mover, unless it is fitted with a block for use as a block truck, or has been modified to the extent where its primary function is no longer to tow a semi-trailer.

1 APPLICATION






1.1 AMMS Approved Vehicles

An AMMS Tri Drive Prime Mover, Trailer Combinations Period Permit applies to a RAV shown in the “Vehicle Description” column in the following table, with a Maximum Modified Mass equal to or less than the Maximum Modified Mass specified on the particular permit:

Category 1 RAVs						
Cat.	Vehicle Description	Length	AMMS Level	Max. Gross Mass	Max. Modified Mass	Approved Network
1A		≤20.0 m	Level 1	55 t	3 t	TD1.1
			Level 2	57 t	5 t	TD1.2
			Level 3	59 t	7 t	TD1.3
Category 2 RAVs						
Category 2 RAVs consist of Truck, Trailer Combinations only. Refer to the <i>AMMS Tri Drive Truck, Trailer Combinations Operating Conditions</i> .						
Category 3 RAVs						
Cat.	Vehicle Description	Length	AMMS Level	Max. Gross Mass	Max. Modified Mass	Approved Network
3A		≤27.5 m	Level 1	73 t	3 t	TD3.1
			Level 2	75 t	5 t	TD3.2
			Level 3	77 t	7 t	TD3.3
3B		≤27.5 m	Level 1	76.5 t	5 t	TD3.1
			Level 2	79.5 t	8 t	TD3.2
			Level 3	82.5 t	11 t	TD3.3
3C		≤27.5 m	Level 1	98 t	6 t	TD3.1
			Level 2	102 t	10 t	TD3.2
			Level 3	106 t	14 t	TD3.3
Category 4 RAVs						
Cat.	Vehicle Description	Length	AMMS Level	Max. Gross Mass	Max. Modified Mass	Approved Network
4A		>27.5 m + dolly	Level 1	76.5 t + dolly	5 t	TD4.1
			Level 2	79.5 t +dolly	8 t	TD4.2
			Level 3	82.5 t + dolly	11 t	TD4.3

4B	A-Double towing a Dolly 	>27.5 m + dolly	Level 1	98 t + dolly	6 t	TD4.1
			Level 2	102 t + dolly	10 t	TD4.2
			Level 3	106 t + dolly	14 t	TD4.3
4C	A-Double (Prime Mover, Semi-trailer & Dog Trailer) 	>27.5 m ≤36.5 m	Level 1	98 t	6 t	TD4.1
			Level 2	102 t	10 t	TD4.2
			Level 3	106 t	14 t	TD4.3
4D	B-Triple 	>27.5 m ≤36.5 m	Level 1	98 t	6 t	TD4.1
			Level 2	102 t	10 t	TD4.2
			Level 3	106 t	14 t	TD4.3
4E	BA-Triple (B-double & Dog Trailer) 	>27.5 m ≤36.5 m	Level 1	119.5 t	8 t	TD4.1
			Level 2	124.5 t	13 t	TD4.2
			Level 3	129.5 t	18 t	TD4.3
4F	AB-Triple (Prime Mover, Semi-trailer & B-double) 	>27.5 m ≤36.5 m	Level 1	119.5 t	8 t	TD4.1
			Level 2	124.5 t	13 t	TD4.2
			Level 3	129.5 t	18 t	TD4.3

Category 5 RAVs

Cat.	Vehicle Description	Length	AMMS Level	Max. Gross Mass	Max. Modified Mass	Approved Network
5A	A-Double towing a Dolly 	36.5 m + dolly	Level 1	98 t + dolly	6 t	TD5.1
			Level 2	102 t + dolly	10 t	TD5.2
			Level 3	106 t + dolly	14 t	TD5.3
5B	A-Triple 	>36.5 m ≤53.5 m	Level 1	141 t	9 t	TD5.1
			Level 2	147 t	15 t	TD5.2
			Level 3	153 t	21 t	TD5.3
5C	Double B-Double 	>36.5 m ≤53.5 m	Level 1	141 t	9 t	TD5.1
			Level 2	147 t	15 t	TD5.2
			Level 3	153 t	21 t	TD5.3
5D	ABB-Quad (Prime Mover, Semi-trailer & B-Triple) 	>36.5 m ≤53.5 m	Level 1	141 t	9 t	TD5.1
			Level 2	147 t	15 t	TD5.2
			Level 3	153 t	21 t	TD5.3
5E	AAB-Quad (A-Double & B-Double) 	>36.5 m ≤53.5 m	Level 1	162.5 t	11 t	TD5.1
			Level 2	169.5 t	18 t	TD5.2
			Level 3	176.5 t	25 t	TD5.3

1.2 Approved Axle Configuration

- 1.2.1 The axle groups of a RAV described in clause 1.1 are colour coded to indicate the minimum and maximum number of axles allowable for that category of vehicle, as shown below:



- 1.2.2 An *AMMS Tri Drive Prime Mover, Trailer Combinations Period Permit* does not apply to a RAV with less than the number of axles indicated.
- 1.2.3 An *AMMS Tri Drive Prime Mover, Trailer Combinations Period Permit* does not apply to a RAV with more than the number of axles indicated.
- 1.2.4 All axle groups of the RAV, except the steer axles and axles on a pig trailer, must be fitted with dual tyres.

1.3 Operating in Conjunction with another Permit or Order

- 1.3.1 The *AMMS Tri Drive Prime Mover, Trailer Combinations Period Permit* cannot be used in conjunction with another permit or order, unless specified in this clause.
- 1.3.2 The *AMMS Tri Drive Prime Mover, Trailer Combinations Period Permit* may be used in conjunction with an *Oversize Single Trip Permit* or a *Class 1 Oversize Period Permit* provided:
- (a) The RAV consists of a prime mover towing a tri axle semi-trailer only; and
 - (b) Where the RAV is carrying more than one (1) large indivisible item, the items must be loaded in accordance with the *Guidelines for Transporting Multiple Items on an Oversize or Overmass Vehicle*, except clauses 3.1 and 3.2 of those Guidelines; and
 - (c) Where other items are carried in addition to the large indivisible item(s), the additional items must be loaded in accordance with the *Guidelines for Transporting Multiple Items on an Oversize or Overmass Vehicle*.
- 1.3.3 When operating in conjunction with an *Oversize Single Trip Permit* or a *Class 1 Oversize Period Permit*, the RAV must only be driven on a road specified on the Single Trip Permit and approved under [Section 7](#) of these operating conditions for a prime mover towing a semi-trailer.

1.4 Non-Approved Vehicles

- 1.4.1 The *AMMS Tri Drive Prime Mover, Trailer Combinations Period Permit* does not apply to a vehicle combination not shown in the table under clause 1.1.
- 1.4.2 The *AMMS Tri Drive Prime Mover, Trailer Combinations Period Permit* does not apply to an A-triple (prime mover, semi-trailer and 2 dog trailers) with a length less than 36.5 metres.

2 COMPULSORY WA HEAVY VEHICLE ACCREDITATION

2.1 Requirement for Accreditation

This *AMMS Tri Drive Prime Mover, Trailer Combinations Period Permit* does not apply unless and until there is a person who is accredited in relation to the vehicle.

2.2 Effect on the Permit

If the person who is accredited in relation to the vehicle ceases to be accredited, the *AMMS Tri Drive Prime Mover, Trailer Combinations Period Permit* ceases to have effect on and from the day on which the person ceases to be accredited.

2.3 Non-Application of this Section

The requirement for Accreditation under this section does not apply to a person operating a RAV that is not being used in connection with a business.

3 LICENSING REQUIREMENTS

3.1 Requirement for Appropriate Vehicle Licensing

This *AMMS Tri Drive Prime Mover, Trailer Combinations Period Permit* does not apply unless the prime mover is licensed under the appropriate heavy vehicle licence class applicable to the number of trailers being towed.

3.2 Complying with Licence Conditions

In addition to these Operating Conditions, the RAV must be driven in accordance with any conditions of the vehicle's licence, as imposed by the relevant licensing authority.

4 COMMERCIAL GOODS VEHICLE LICENCE

4.1 Obtaining a CGVL

Each RAV must obtain a Commercial Goods Vehicle Licence (CGVL), in accordance with the *Transport Co-ordination Act 1966*, when carrying iron ore, or any mining product from which iron is to be extracted, if sourced from a mine or mine stockpile situated:

- (a) Within 100km of Geraldton, Marchagee, Pindar, South Mine 94 or Wubin; or
- (b) Within 100km on either side of:
 - i. The railway between Geraldton and Wubin, including the section of railway between Mullewa and Pindar; or
 - ii. The railway between Geraldton and Marchagee; or
 - iii. The railway between Dongara and South Mine 94.

Note: to obtain a CGVL, the operator must contact the Department of Transport Freight, Ports, Aviation and Reform Section via cgvl@transport.wa.gov.au. For more information, see the *Commercial Goods Vehicle Licence page on the Department of Transport website: [Commercial goods vehicle licence \(CGVL\) \(transport.wa.gov.au\)](https://www.transport.wa.gov.au/commercial-goods-vehicle-licence).*

4.2 Complying with CGVL Conditions

The driver and permit holder must comply with the conditions specified in the CGVL.

4.3 Carrying a Copy of the CGVL

A copy of the CGVL must be carried in the RAV and presented to WA Police or Main Roads personnel upon request.

5 USING A NON-COMPLYING VEHICLE

5.1 Accepted Non-Complying Vehicles

- 5.1.1** A semi-trailer with a non-complying length may be used, provided:
- (a) The semi-trailer does not exceed 14.63 metres in length; and
 - (b) The semi-trailer does not exceed 9.5 metres from the kingpin to the centre of rear axle group; and
 - (c) The semi-trailer does not exceed 13.2 metres from the kingpin to the rear of the trailer; and
 - (d) The front of the semi-trailer forward of the kingpin does not exceed 1.43 metres or a radius of 1.9 metres; and
 - (e) The semi-trailer is used as the rearmost trailer in the vehicle combination.
- 5.1.2** A semi-trailer with a non-complying tow coupling underrun may be used, provided:
- (a) The distance from the rearmost part of the semi-trailer or load, to the forward-most part of the following semi-trailer or load, is not less than 1270 millimetres; or
 - (b) Specific approval is obtained from Main Roads Heavy Vehicle Services.
- 5.1.3** A dolly with a non-complying drawbar coupling height may be used, provided:
- (a) The drawbar is level when the combination is parked on level ground. For the purpose of this sub-clause, level means no more than 100 millimetres height difference between the drawbar ends; or
 - (b) The drawbar is a gooseneck drawbar.
- 5.1.4** A dolly with a drawbar that exceeds the maximum prescribed length may be used, provided:
- (a) The dolly has a gooseneck drawbar; and
 - (b) The front of the drawbar is connected more than 300 millimetres forward of the rear of the leading trailer.

6 DIMENSION REQUIREMENTS

6.1 Length Limits

- 6.1.1** A RAV must not exceed the maximum length indicated for the particular vehicle category in clause 1.1.
- 6.1.2** The two (2) semi-trailers used in a B-double must not be more than 20.6 metres in combined length, measured from the kingpin of the lead semi-trailer to the rear of the second semi-trailer (including the space between the semi-trailers).
- 6.1.3** A Category 1A RAV may consist of an over-length semi-trailer, provided:
- (a) The semi-trailer does not exceed 16.15 metres in length; and
 - (b) The semi-trailer does not exceed 10.5 metres from the kingpin to the centre of rear axle group; and
 - (c) The rear overhang does not exceed 4.2 metres; and
 - (d) The semi-trailer is carrying an intermodal container that is longer than 14.63 metres, but not longer than 16.15 metres.

6.2 Height Requirements

- 6.2.1** A RAV must not exceed a height of 4.3 metres, unless otherwise specified in sub-clause 6.2.2.
- 6.2.2** A RAV may operate with a height up to 4.6 metres, provided the excess height is on:
- (a) A semi-trailer built to carry livestock; or
 - (b) A semi-trailer carrying a crate built to carry livestock; or
 - (c) A semi-trailer carrying an over-height indivisible item; or
 - (d) A semi-trailer carrying an intermodal container.
- 6.2.3** A pig trailer must not exceed a height of 3.5 metres, including any load.
- 6.2.4** A RAV exceeding 4.3 metres in height must not be driven on a road without current written approval from all the relevant Cable Operators, unless the height is less than 4.6 metres and the vehicle is being driven on a road that is listed in *Tri Drive Network 1.1*. The written approval must be carried in the RAV and produced upon request.

Note: “Contact Details for Other Agency Approvals” are available on the Oversize Overmass (OSOM) page on the Main Roads website.

6.3 Axle Spacings

- 6.3.1** A RAV must comply with the minimum axle spacing requirements specified in the following table:

Adjacent Axles or Axle Groups	Minimum Distance
Tandem axle group to tandem axle group	6.8 m
Tandem axle group to tri axle group	8.0 m
Tri axle group to tri axle group	9.2 m

“Tandem axle group” does not include a twin steer axle group.

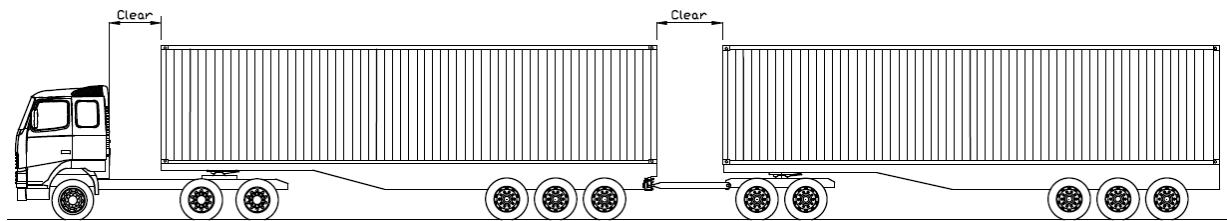
- 6.3.2** Axle spacing measurements are taken from the outermost extreme axles of the two adjacent axle groups, as shown in the following diagram:



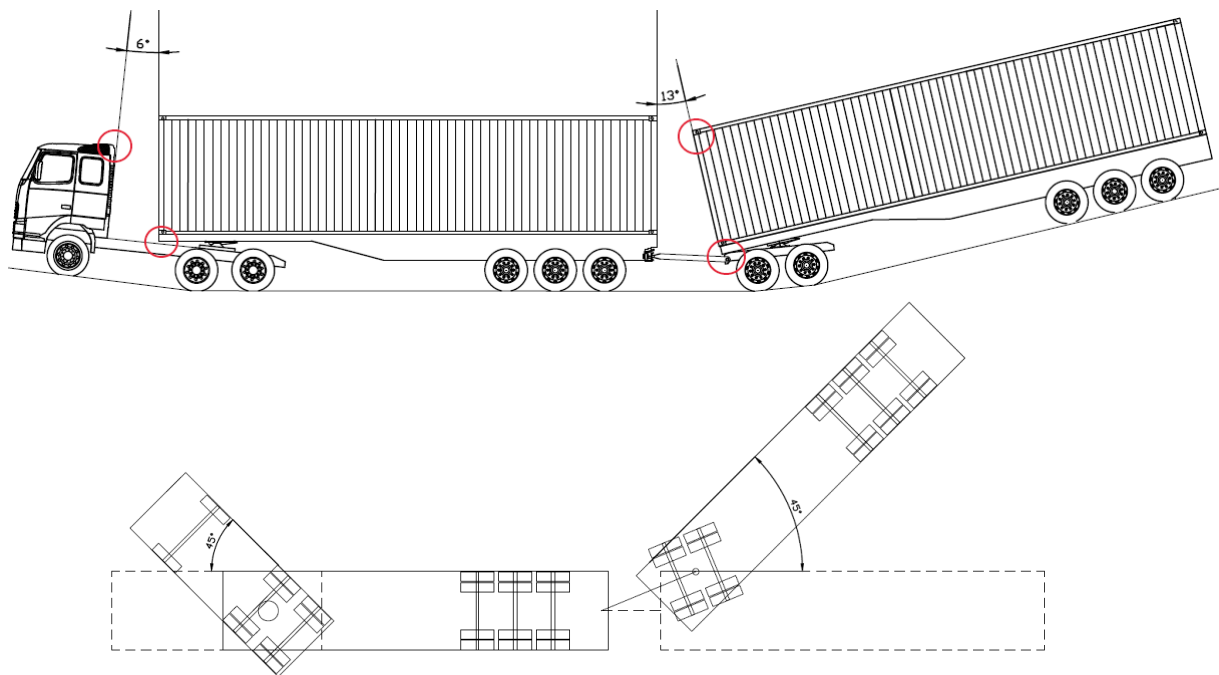
6.4 Trailer Gap Requirements

- 6.4.1** The RAV must be able to achieve the following angles of rotation simultaneously and independently, without any part of the trailer contacting any part of the towing vehicle (i.e. prime mover, lead semi-trailer or converter dolly), including the load:
- (a) Articulation – 45° left and right;
 - (b) Pitch – 6° forward and 7° rearward;
 - (c) Roll – as provided by the coupling.

6.4.2 There must be sufficient clear gap, as per the below example to achieve the specified angles of rotation:



6.4.3 The clear gap must be sufficient to enable the trailers to move through all the specified angles of rotation without contacting any other part of the towing vehicles, as per the following two diagrams. The red circles indicate the potential fouling zones.



Note: The [Trailer Clearance Calculator](#) is available on Heavy Vehicle Assessment Tools page on the Main Roads website.

7 MASS REQUIREMENTS

7.1 Approved Axle Group Mass

7.1.1 A RAV must not exceed the axle group mass limits specified in the following table:

AMMS Level	Tandem Axle Groups	Tri-Axle Groups
Level 1	17 t	21.5 t
Level 2	17 t	22.5 t
Level 3	17.5t	23.5 t

7.1.2 Despite sub-clause 7.1.1, where a RAV consists of a pig trailer, the pig trailer must not exceed any statutory mass limit.

7.2 Approved Steer Axle Mass

A RAV is not permitted to exceed any statutory mass limit relating to the steer axle(s), except where specified in the following table:

Axle Group	Mass Limit
Single Steer Axle with tyres <375 mm	6.5 t
Single Steer Axle with tyres ≥375 mm	7.1 t
Twin Steer Axle Group with non-load sharing suspension	10 t
Twin Steer Axle Group with load sharing suspension and tyres <375 mm	11 t
Twin Steer Axle Group with load sharing suspension and tyres ≥375 mm	12 t

7.3 Towed Mass Ratio

- 7.3.1** When a RAV is laden, the total axle group mass of a trailer must not exceed the total axle group mass of the towing vehicle.
- 7.3.2** For the purpose of this clause, the towing vehicle is:
- (a) For the lead semi-trailer, the prime mover; or
 - (b) For a B-trailer or pig trailer, the semi-trailer directly in front; or
 - (c) For the first dog trailer, the prime mover and lead semi-trailer combined; or
 - (d) For another dog trailer, the dog trailer or B-double section (i.e. A-trailer and semi-trailer combined) directly in front.

7.4 Operating with a Combination of AMMS Levels

- 7.4.1** The Maximum Modified Mass in clause 1.1 is based on the maximum combined additional axle group mass approved under each AMMS Level for the particular RAV, when it has the maximum number of axles indicated for that RAV.
- 7.4.2** A RAV may operate with a combination of different AMMS Level axle group mass limits, provided the combined additional axle group mass (i.e. mass exceeding statutory mass limits) does not exceed the Maximum Modified Mass specified in clause 1.1 and on the particular permit.
- 7.4.3** When the RAV is operating with a combination of different AMMS Level axle group mass limits, the axle groups loaded to the lower AMMS Level limits must be at the rear of the RAV.

Note: The Maximum Modified Mass in clause 1.1 is based on each tonne or part of a tonne by which the statutory mass limit may be exceeded and is rounded up to the nearest tonne.

8 ACCESS REQUIREMENTS

8.1 Approved Roads and Conditions

- 8.1.1** A RAV must only operate on a road in the Approved Network specified for the particular RAV category and AMMS Level in clause 1.1.
- 8.1.2** Where a RAV is operating with a combination of different AMMS Level axle group mass limits, the RAV must only operate on a road in the Approved Network specified for the particular RAV category, for the highest AMMS Level the RAV is loaded to.
- 8.1.3** A RAV must operate in accordance with any conditions specified for a particular road in the Approved Network.

8.2 Prohibited Roads

A RAV in excess of 4.3 metres in height must not operate on Mitchell Freeway and Kwinana Freeway, between Powis Street and Leach Highway.

8.3 Speed Restrictions

A RAV must not travel at a speed exceeding the lesser of:

- (a) The speed limit applicable to the road or vehicle under the *Road Traffic Code 2000*; or
- (b) 10 km/h below the speed limit applicable to the road under the *Road Traffic Code 2000*, where the speed limit is greater than 60 km/h; or
- (c) The maximum speed specified as a condition for a particular road in the Approved Network.

8.4 Minimum Following Distance

The driver of a RAV must maintain a distance of at least 200 metres from any other heavy vehicle travelling in front of it, unless:

- (a) The RAV is overtaking the vehicle in front or the vehicle in front is stopping; or
- (b) There is a separate lane available for the use of overtaking traffic; or
- (c) The RAV is in an urban area and it is not reasonably practicable to maintain such a distance; or
- (d) The RAV is stopped, or coming to a stop for the purpose of complying with a provision of any law or avoiding conflict with other traffic.

8.5 Poor Visibility

8.5.1 The driver of a RAV must not begin to travel if, due to circumstances such as fog, heavy rain, smoke, dust or insect plague:

- (a) The visibility is less than 250 metres during the day; or
- (b) The headlights of a vehicle approaching within 250 metres could not be seen at night.

8.5.2 Where a RAV is already travelling when visibility is reduced to the level described above, the driver must drive into the nearest safe parking area and wait until visibility improves beyond that level before continuing to travel.

8.6 Overtaking

The driver of the RAV must not overtake another vehicle, unless:

- (a) There is a separate lane available for the purpose of overtaking traffic; or
- (b) The vehicle in front is stopping; or
- (c) The vehicle in front is travelling at a significantly lower speed, i.e., 20 km/h or more below the RAVs legal speed limit; and
- (d) It is safe to do so.

9 WARNING SIGN REQUIREMENTS

9.1 Warning Signs for Certain Combinations

9.1.1 In addition to, or instead of, a “Road Train” or “Long Vehicle” sign, a RAV may display one of the RAV warning signs specified in this clause.

- 9.1.2** A RAV exceeding 22 metres in length, but not exceeding 27.5 metres in length, may display a 27.5m Long RAV Warning Sign, as specified in [Appendix 1](#).
- 9.1.3** A RAV exceeding 27.5 metres in length, but not exceeding 36.5 metres in length, may display a 36.5m Long RAV Warning Sign, as specified in [Appendix 1](#).
- 9.1.4** A RAV exceeding 36.5 metres in length, but not exceeding 53.5 metres in length, may display a 53.5m Long RAV Warning Sign, as specified in [Appendix 1](#).
- 9.1.5** The RAV warning sign must only be fitted horizontally on the rear of the RAV.

9.2 Warning Signs Specifications

- 9.2.1** The RAV warning sign must be manufactured in one or 2 parts from:
- (a) sheet steel with a minimum thickness of 0.8 mm thick; or
 - (b) a sticker attached to an equivalent rigid surface; or
 - (c) a flexible vinyl material, provided the sign is attached in such a manner that ensures it remains taut and clearly visible.
- 9.2.2** The RAV warning sign must be at least 1.02 metres wide and at least 250 millimetres high.
- 9.2.3** The RAV warning sign must display the words specified in [Appendix 1](#), in black capital letters at least 80 millimetres high in typeface Helvetica Neue Bold Condensed.
- 9.2.4** If the RAV warning sign is in 2 parts, it must be split as shown in [Appendix 1](#).
- 9.2.5** The RAV warning sign must have a black border. A black border is not required on the inside of a RAV warning sign split in 2 parts.
- 9.2.6** The RAV warning sign must display the sign manufacturer's name or logo, and the brand and class of retro-reflective material used, in block letters not over 10 mm high.
- 9.2.7** The RAV warning sign must be coated with yellow retro-reflective material that complies with class 100 or 400 of AS1906.1 – 2017 *Retroreflective Materials and Devices for Road Traffic Control Purposes – Retroreflective Sheeting*.
- 9.2.8** The RAV warning sign must only be fitted on the rear of the RAV and so:
- (a) no part of the sign is —
 - (i) over 2.75 m above ground level; or
 - (ii) under 500 mm above ground level;and
 - (b) if the sign is in 2 parts, the parts are fitted at the same height above ground level.

Note: Refer to [Appendix 2](#) for example RAV Warning Sign with sizing specifications.

9.3 Warning Signs Not to be Displayed on Other Vehicles

- 9.3.1** The whole or a part of a RAV warning sign must not be displayed unless it is displayed in accordance with this section.
- 9.3.2** A RAV must not display a warning sign not specified in this section.

10 COMPULSORY HEAVY VEHICLE INCIDENT REPORTING

All on-road incidents involving a RAV must be reported to Main Roads Heavy Vehicle Services by the permit holder. The Heavy Vehicle Incident Reporting form is available on the Incident Reporting page on the Main Roads website and it must be submitted within 48 hours of the incident occurring.

11 AMENDMENTS TO OPERATING CONDITIONS & ACCESS

11.1 Access Approval Suspension & Revocation

11.1.1 Approval to operate a RAV may be suspended when road and/or traffic conditions are considered unsuitable. Main Roads personnel, WA Police or Traffic Escort Wardens, may make verbal notification of such suspension.

11.1.2 Approval to operate a RAV may be suspended or revoked if the operator or vehicle combination fails to comply with any of the requirements specified in these Operating Conditions.

11.2 Amendments & Notifications

11.2.1 These Operating Conditions are subject to occasional amendments. If amendments are made that impact transport operators, they will be published as an “HVS Update” on the Main Roads website on the first working day of the month. Operators and drivers are required to ensure that they are operating vehicles on the public road network in accordance with the current and up to date Operating Conditions.

11.2.2 The RAV Networks are subject to periodic amendments, which include additional roads being included in the lists, roads being removed from the lists, or amendments being made to a condition relating to a particular road in the lists. RAV Network updates will be effective from the Wednesday following the amendment and the RAV Networks are maintained as Road Tables and in the RAV Mapping Tool on the Main Roads website. Operators and drivers are required to ensure they are operating vehicles on the public road network in accordance with the current and up to date RAV Networks.

Heavy Vehicle Travel Impacts are published when road conditions may impede the movement of Restricted Access Vehicles. Operators and drivers are required to check the Heavy Vehicle Travel Impacts in the RAV Mapping Tool on the Main Roads website immediately prior to operating the vehicle on the public road network to ensure that there is no relevant information that will impede their vehicle operating on the WA road network.

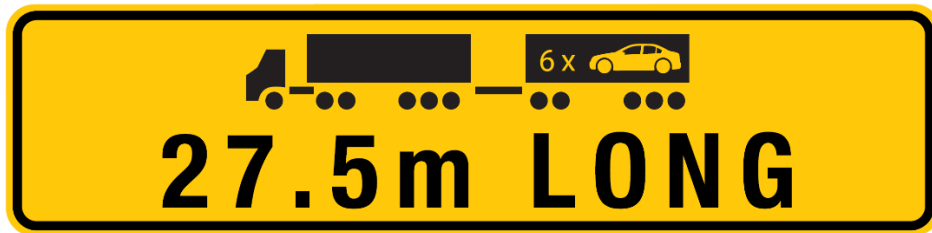
11.2.3 All conditions stipulated in HVS Updates or Heavy Vehicle Travel Impacts must be adhered to.

12 APPENDICES


Appendix	Title
Appendix 1	RAV Warning Signs
Appendix 2	Example RAV Warning Sign with Sizing Specifications

Appendix 1 – RAV Warning Signs

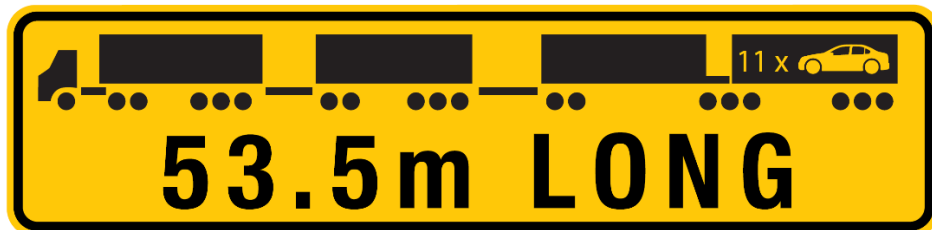
27.5m Long RAV Warning Sign:



36.5m Long RAV Warning Sign:



53.5m Long RAV Warning Sign:



Split RAV Warning Sign:



Appendix 2 – Example RAV Warning Sign with Sizing Specifications

