

Permit Application Special Purpose Vehicle Motor Vehicle

In order to apply for a Permit, you must be a registered Operator with Main Roads WA. If you do not have an Operator Number, please complete the *Restricted Access Vehicle Operator Registration* form available on our [website](#).

Please ensure that the vehicle listed on this Permit application has been registered with Main Roads. To register a vehicle, please complete an *Application to List or Update for Special Purpose Vehicles* form (form available on our [website](#)).

A Operator Details

Operator Number **Operator Name**
(Leave blank if new applicant)

Registered Business Name

B Permit Details Please select only one permit type

Single Trip - \$25 Journey Commencement Date

Period Permit - 12 months - \$25 Period Permit - 36 months - \$50

36 month Period Permits can only be issued to vehicles that are eligible for State Wide access. Follow the link to the State Wide Parameters Table to determine if the vehicle is eligible - [State Wide Parameters Table](#)

Cranes with 7 or more axles are not approved for Period Permits and are only eligible to apply for Single Trip permits.

Please note that period permit assessments can take up to 4 weeks to complete.

C Vehicle Details

Unregistered vehicles will require a Special Exceeding 48hr permit available from the Department of Transport (DoT) by calling 9216 8579. A copy of the DoT permit must accompany this application.

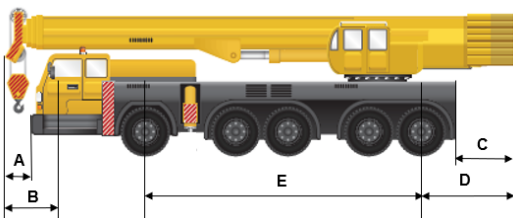
Vehicle Registration Number or DoT Permit Number VIN/Chassis Number

Vehicle Description (eg. crane, drill rig) Number of Axles Tare Weight (t)

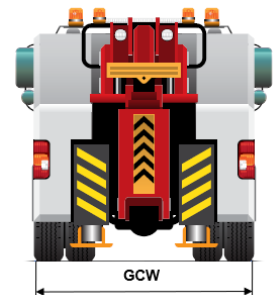
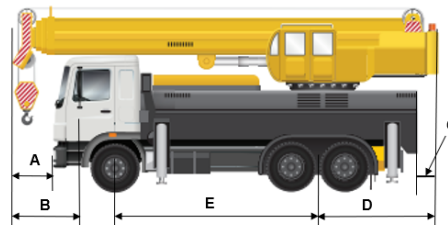
Make Model

Unregistered Vehicles Only - Gross Vehicle Mass (t)

| Total Length (metres) | Total Width (metres) | Total Height (metres) | Forward Projection (metres) | Steer Projection (metres) | Rear Projection (metres) | Overhang (metres) | Wheelbase (metres) |
|-----------------------|----------------------|-----------------------|-----------------------------|---------------------------|--------------------------|----------------------|----------------------|
| <input type="text"/> | <input type="text"/> | <input type="text"/> | <input type="text"/> | <input type="text"/> | <input type="text"/> | <input type="text"/> | <input type="text"/> |



A - Forward Projection
 B - Steer Projection
 C - Rear Projection
 D - Overhang
 E - Wheelbase



Please note that the total Axle Mass cannot exceed the Tare Weight shown on the Registration Document.

| | | | | | | | | | |
|--------------------------------|----------------------|----------------------|----------------------|----------------------|----------------------|----------------------|----------------------|----------------------|----------------------|
| Number of Tyres per Axle | <input type="text"/> | <input type="text"/> | <input type="text"/> | <input type="text"/> | <input type="text"/> | <input type="text"/> | <input type="text"/> | <input type="text"/> | <input type="text"/> |
| Axle Spacing (m) | <input type="text"/> | <input type="text"/> | <input type="text"/> | <input type="text"/> | <input type="text"/> | <input type="text"/> | <input type="text"/> | <input type="text"/> | <input type="text"/> |
| Tyre Size | <input type="text"/> | <input type="text"/> | <input type="text"/> | <input type="text"/> | <input type="text"/> | <input type="text"/> | <input type="text"/> | <input type="text"/> | <input type="text"/> |
| Axle Mass (t) | <input type="text"/> | <input type="text"/> | <input type="text"/> | <input type="text"/> | <input type="text"/> | <input type="text"/> | <input type="text"/> | <input type="text"/> | <input type="text"/> |
| Ground Contact Width (GCW) (m) | <input type="text"/> | <input type="text"/> | <input type="text"/> | <input type="text"/> | <input type="text"/> | <input type="text"/> | <input type="text"/> | <input type="text"/> | <input type="text"/> |

D Travel and Route Details

Single Trip Only - Do not complete this section if applying for a Period Permit

Departure Address

| | | | | | |
|----------------------|----------------------|----------------|----------------------|----------|----------------------|
| Departing From | <input type="text"/> | Street Address | <input type="text"/> | | |
| Nearest Intersection | <input type="text"/> | Suburb: | <input type="text"/> | Postcode | <input type="text"/> |

Route Include all roads of the journey in sequence from start to end separating each road with a comma.

Return Trip Required? Yes No *Note: The return trip must be completed within the 30 days that the permit is valid.*

Arrival Address

| | | | | | |
|----------------------|----------------------|----------------|----------------------|----------|----------------------|
| Travelling To | <input type="text"/> | Street Address | <input type="text"/> | | |
| Nearest Intersection | <input type="text"/> | Suburb: | <input type="text"/> | Postcode | <input type="text"/> |

Period Permit Only - Do not complete this section if applying for a Single Trip

State Wide Only available to vehicles that are eligible for State Wide access. Follow the link below to the State Wide Parameters Table to determine if the vehicle is eligible.
[State Wide Parameters Table](#)
Vehicles not eligible for State Wide access must select from the Regions below.

Please select the Regions below

- | | |
|---|--|
| <input type="checkbox"/> Goldfields-Esperance | <input type="checkbox"/> Mid West-Gascoyne |
| <input type="checkbox"/> Great Southern | <input type="checkbox"/> Pilbara |
| <input type="checkbox"/> Kimberley | <input type="checkbox"/> Wheatbelt |
| <input type="checkbox"/> Metropolitan | |

Cranes with 6 axles will not receive full access to the Metropolitan Region. If you wish to travel on roads not approved on your period permit, please apply for a Single Trip permit.
Cranes with 7 or more axles are not approved for Period Permits and are only eligible to apply for Single Trip permits.

South West Region - Please select the Shires below

- | | | |
|---|--|-----------------------------------|
| <input type="checkbox"/> Augusta-Margaret River | <input type="checkbox"/> Bunbury | <input type="checkbox"/> Mandurah |
| <input type="checkbox"/> Boddington | <input type="checkbox"/> Collie | <input type="checkbox"/> Manjimup |
| <input type="checkbox"/> Boyup Brook | <input type="checkbox"/> Donnybrook-Balingup | <input type="checkbox"/> Nannup |
| <input type="checkbox"/> Bridgetown-Greenbushes | | |

Please note that Busselton, Capel, Dardanup, Harvey, Murray and Waroona in the South West Region have too many bridge restrictions and will not be included on any Period Permit. If you wish to travel in these areas, please apply for a Single Trip permit.

E Contact Details

| | | | |
|---------------|----------------------|----------------------|----------------------|
| Contact Name | <input type="text"/> | Contact Phone Number | <input type="text"/> |
| Email Address | <input type="text"/> | | |

F Payment Options

Please indicate your preferred payment method by ticking the appropriate box.

Credit Card

- If you wish to pay by credit card you will require a MOVES account. If you do not already have a MOVES account, please refer to our [website](#) for further information about how to register.

Electronic Funds Transfer (EFT)

- If you wish to pay by EFT HVS will contact you when the permit is ready for payment. Please note your permit will not be issued until the EFT payment has been confirmed.

Cash or EFTPOS

- If you wish to pay by cash or EFTPOS please visit Heavy Vehicle Services at 525 Great Eastern Highway, Redcliffe WA.

Cheque

- If you wish to pay by cheque please either post or pay directly to 525 Great Eastern Highway, Redcliffe WA. Please note your permit will not be issued until the cheque has cleared.

G Declaration

I declare that the vehicle(s) are sufficiently rated for this permit application and all information provided in this application is true and correct. I understand that if I have failed to disclose any relevant information or if any information that I have provided is found to be false or misleading, any exemption granted as a result of this application may be deemed invalid.

Signature _____ Applicant Name Date

Email completed form to: hvospv@mainroads.wa.gov.au

Heavy Vehicle Services Main Roads WA

PO Box 374 | WELSHPOOL DC | WA 6986 | Telephone 138 486

www.mainroads.wa.gov.au/heavyvehicles