

# Application to List or Update a Special Purpose Vehicle

Motor vehicles and trailers that operate under a Permit in Western Australia must be registered with Main Roads WA. In order to register vehicles and trailers you must be a registered Operator. If you do not have an Operator Number, please complete the *Restricted Access Vehicle Operator Registration* form available on our [website](#).

## A Operator Details

Operator Number  Operator Name

Registered Business Name

Contact Name  Contact Phone Number

Email Address

## B Vehicle Details Specify the details as shown on the vehicle registration document.

Registration Number  State  VIN/Chassis Number

Vehicle Description (eg. crane, plant trailer, drill rig, grader)  Make  Model  Year

## C Axle Details

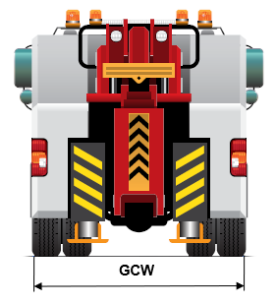
**Please note that the total Axle Mass cannot exceed the Tare Weight shown on the Registration Document.**

Number of Tyres per Axle	<input type="text"/>	<input type="text"/>	<input type="text"/>	<input type="text"/>	<input type="text"/>	<input type="text"/>	<input type="text"/>	<input type="text"/>	<input type="text"/>
Axle Spacing (m)	<input type="text"/>	<input type="text"/>	<input type="text"/>	<input type="text"/>	<input type="text"/>	<input type="text"/>	<input type="text"/>	<input type="text"/>	<input type="text"/>
Tyre Size	<input type="text"/>	<input type="text"/>	<input type="text"/>	<input type="text"/>	<input type="text"/>	<input type="text"/>	<input type="text"/>	<input type="text"/>	<input type="text"/>
Axle Mass (t)	<input type="text"/>	<input type="text"/>	<input type="text"/>	<input type="text"/>	<input type="text"/>	<input type="text"/>	<input type="text"/>	<input type="text"/>	<input type="text"/>
Ground Contact Width (GCW) (m)	<input type="text"/>	<input type="text"/>	<input type="text"/>	<input type="text"/>	<input type="text"/>	<input type="text"/>	<input type="text"/>	<input type="text"/>	<input type="text"/>

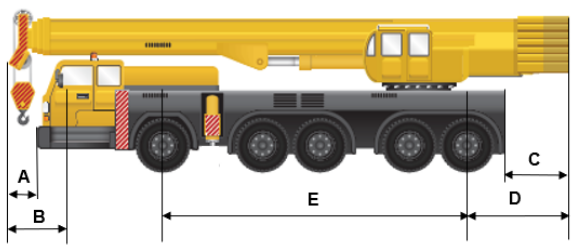
### Motor Vehicle - Do not complete this section if you are declaring information for a Plant Trailer.

Tare Weight (t)  Number of Axles  Gross Vehicle Mass (GVM) (t)

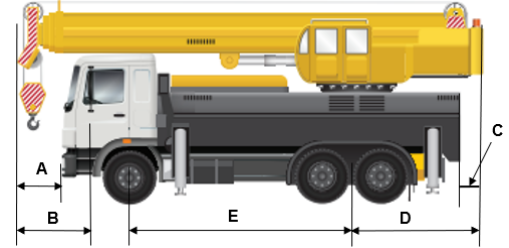
Front Suspension Load Sharing  Yes  No



Total Length (metres)	Total Width (metres)	Total Height (metres)	Forward Projection (metres)	Steer Projection (metres)	Rear Projection (metres)	Overhang (metres)	Wheelbase (metres)
<input type="text"/>	<input type="text"/>	<input type="text"/>	<input type="text"/>	<input type="text"/>	<input type="text"/>	<input type="text"/>	<input type="text"/>



- A - Forward Projection
- B - Steer Projection
- C - Rear Projection
- D - Overhang
- E - Wheelbase



### Plant Trailer - Do not complete this section if you are declaring information for a Motor Vehicle.

Tare Weight (t)  Number of Axles  Gross Trailer Mass (GTM) (t)  Type of Plant Trailer

(eg. mobile chipper, screening plant, mobile conveyor)

## D Declaration

I declare that all information provided in this application is true and correct. I understand that if I have failed to disclose any relevant information or if any information that I have provided is found to be false or misleading, any exemption granted as a result of this application may be deemed invalid.

Signature  Applicant Name  Date