



Agricultural Vehicle Combinations Bridge Crossing Single Trip Permit Application

In order to apply for a Permit, you must be a registered Operator with Main Roads WA. If you do not have an Operator Number, please complete the *Restricted Access Vehicle Operator and WA Heavy Vehicle Accreditation Registration* form available on our [website](#). Please ensure that all vehicles listed on this Permit application have been registered with Main Roads. To register vehicles, please complete an *Application to List or Update a Vehicle* web-form for each motor vehicle and trailer ([web-form available on our website](#)).

A Operator Details

Operator Number **Operator Name**

Registered Business Name

B Permit Details

Permit Type Single Trip **Journey Commencement Date**

Permit Cost \$25

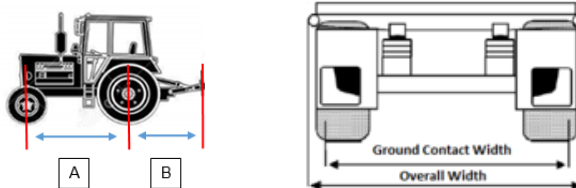
C Agricultural Machine Details (Towing Vehicle)

Vehicle Registration Number

Make **Model**

Is the Towing Vehicle a Tracked Machine? Yes No
If Yes, a Department of Transport exemption must be attached with this application

D Agricultural Machine Axle Details



Axle 1

Number of Tyres **Tyre Size** **Ground Contact Width (m)**

Mass on Axle (t) **Axle Spacing A (m)**

Axle 2

Number of Tyres **Tyre Size** **Ground Contact Width (m)**

Mass on Axle (t) **Axle Spacing B - Distance from Centre of Last Axle of Towing Vehicle to Tow Hitch(m)**

Tracked Machine

Dual Track **Axle Spacing (m)**

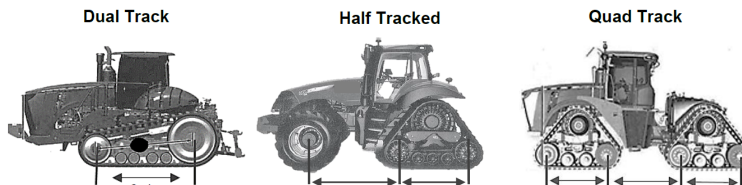
Half Tracked **Axle Spacing (m)**

Half Tracked **Axle Spacing (m)**

Quad Track **Axle Spacing (m)**

Quad Track **Axle Spacing (m)**

Quad Track **Axle Spacing (m)**



E Number of Implements Being Towed in Combination

One (1) Two (2) Three (3)

F Maximum Combination Dimensions

Total Length
(metres)

Total Width
(metres)

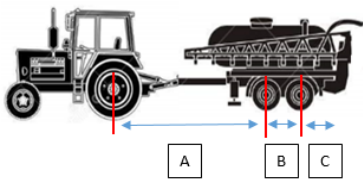
Total Height
(metres)

Overhang
(metres)

G Route Details (List all bridge numbers of bridges being crossed.)

H Implement(s) Being Towed

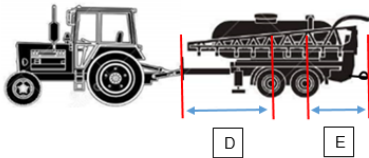
How to Measure Your Axle Spacings



Axle Spacing A - Distance from Centre of Rear Axle of Towing Vehicle to Centre of First Axle of Towing Implement (m)

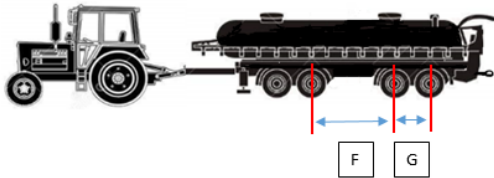
Axle Spacing B - Distance Between First and Second Axle (m)

Axle Spacing C - Distance Between Second and Third Axle (m) (If 3 Axle Implement)



Axle Spacing D - Distance from Tow Hitch to Centre of First Axle of Implement (m)

Axle Spacing E - Distance from Centre of Last Axle of Towed Implement to Tow Hitch (m) - If Applicable



Axle Spacing F - Distance between Second and Third Axle (m)

Axle Spacing G - Distance between Third and Fourth Axle (m)

I Implement Details

Description of Implement Being Towed	<input type="text"/>				
Make	<input type="text"/>	Model	<input type="text"/>		
Tare Mass (t)	<input type="text"/>	Requested Mass (t)	<input type="text"/>	Ground Contact Width (m)	<input type="text"/>
Tyre Size	<input type="text"/>	Number of Axles	<input type="text"/>	Number of Tyres on Each Axle	<input type="text"/>
Axle Spacing A (m)	<input type="text"/>	Axle Spacing B (m)	<input type="text"/>	Axle Spacing C (m)	<input type="text"/>
Axle Spacing D (m)	<input type="text"/>	Axle Spacing E (m)	<input type="text"/>	Axle Spacing F (m)	<input type="text"/>
Axle Spacing G (m)	<input type="text"/>				

Description of Implement Being Towed	<input type="text"/>				
Make	<input type="text"/>	Model	<input type="text"/>		
Tare Mass (t)	<input type="text"/>	Requested Mass (t)	<input type="text"/>	Ground Contact Width (m)	<input type="text"/>
Tyre Size	<input type="text"/>	Number of Axles	<input type="text"/>	Number of Tyres on Each Axle	<input type="text"/>
Axle Spacing A (m)	<input type="text"/>	Axle Spacing B (m)	<input type="text"/>	Axle Spacing C (m)	<input type="text"/>
Axle Spacing D (m)	<input type="text"/>	Axle Spacing E (m)	<input type="text"/>	Axle Spacing F (m)	<input type="text"/>
Axle Spacing G (m)	<input type="text"/>				

Description of Implement Being Towed						
Make		Model				
Tare Mass (t)		Requested Mass (t)		Ground Contact Width (m)		
Tyre Size		Number of Axles		Number of Tyres on Each Axle		
Axle Spacing A (m)		Axle Spacing B (m)		Axle Spacing C (m)		
Axle Spacing D (m)		Axle Spacing E (m)		Axle Spacing F (m)		
Axle Spacing G (m)						

J Contact Details

Contact Name	
Contact Phone Number	
Email Address	

K Payment Options

Please indicate your preferred payment method by ticking the appropriate box.

Credit Card

- If you wish to pay by credit card you will require a MOVES account. If you do not already have a MOVES account, please refer to our [website](#) for further information about how to register.

Electronic Funds Transfer (EFT)

- If you wish to pay by EFT HVS will contact you when the permit is ready for payment. Please note your permit will not be issued until the EFT payment has been confirmed.

Cash or EFTPOS

- If you wish to pay by cash or EFTPOS please visit Heavy Vehicle Services at 525 Great Eastern Highway, Redcliffe WA.

Cheque

- If you wish to pay by cheque please either post or pay directly to 525 Great Eastern Highway, Redcliffe WA. Please note your permit will not be issued until the cheque has cleared.

L Declaration

I declare that the vehicle(s) are sufficiently rated for this permit application and all information provided in this application is true and correct. I understand that if I have failed to disclose any relevant information or if any information that I have provided is found to be false or misleading, any exemption granted as a result of this application may be deemed invalid.

Signature	_____	Applicant Name		Date	
-----------	-------	----------------	--	------	--